



Up-shine<sup>®</sup> Lighting



Technical Application  
Guide for UP SHINE  
LED Tube Light  
UP-T824W1500-O

# Introduction



LED Glass Tube is the most practical and economical energy saving design compared to aluminum & PC tube or complete plastic LED tube T8. These glass tubes distribute light in 180° wide beam angle without dark area and provide high lumen output while achieving efficacies over 100 lumens per watt.

It has translucent crystal appearance, smooth and moist texture, enjoyable experience. High thermal conductivity glass ensures low temperature during operating, which brings reliable and stable product performance throughout lifetime.

- Up to 70% energy saving compared to halogen lamp
- Long lifetime of 40,000 hours
- 180° beam angle
- 1500mm length
- CCT: 3000K 4000K 5000K 5700K
- No UV/IR light
- Environment friendly, without Mercury or any other hazardous substances


## Application notes

- IP20 for indoor use only
- Professional electrician for installation only
- Switch off before installation
- Do not touch when in use
- Keep away from hot steam and corrosive gas

## Certificates



# Product Information



## Technical Specifications

Model	Voltage	Power	Power Factor	Lumen (±5%)	Beam angle	CCT	Lifespan	CRI	Dimmable	Dimension
UP-T824W1500-O	AC100-240V	24W	≥0.9	2150	180°	3000K	40000h	≥80	No	L1513*W28.5*H28.5mm
UP-T824W1500-O	AC100-240V	24W	≥0.9	2280	180°	4000K	40000h	≥80	No	L1513*W28.5*H28.5mm
UP-T824W1500-O	AC100-240V	24W	≥0.9	2330	180°	5000K	40000h	≥80	No	L1513*W28.5*H28.5mm
UP-T824W1500-O	AC100-240V	24W	≥0.9	2350	180°	5700K	40000h	≥80	No	L1513*W28.5*H28.5mm

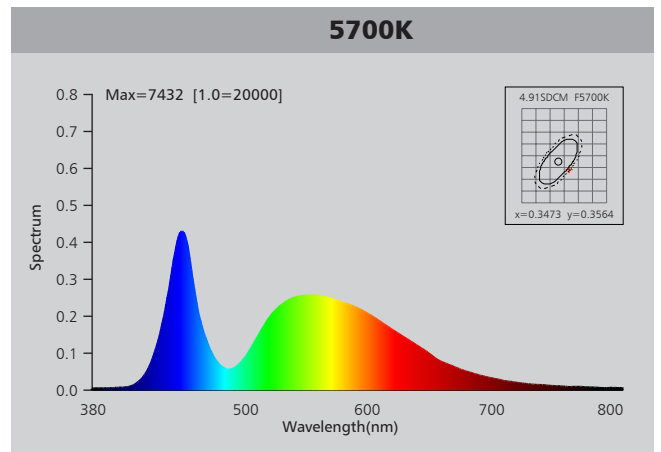
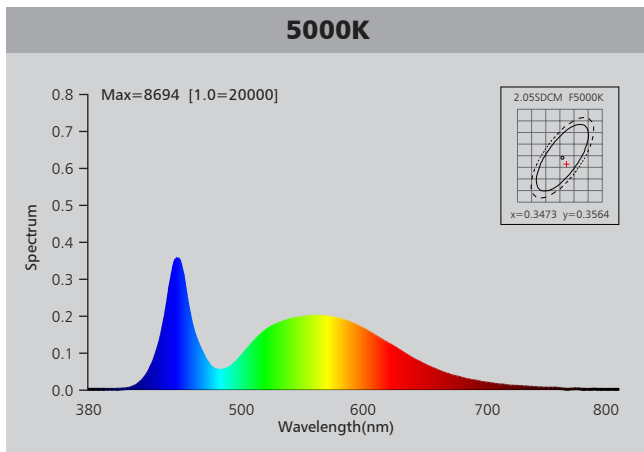
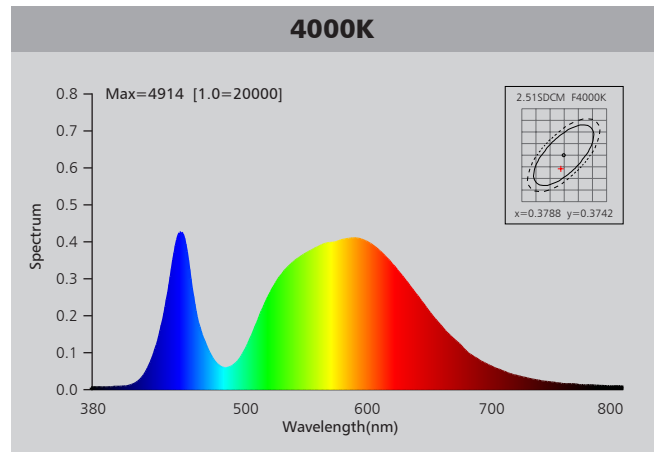
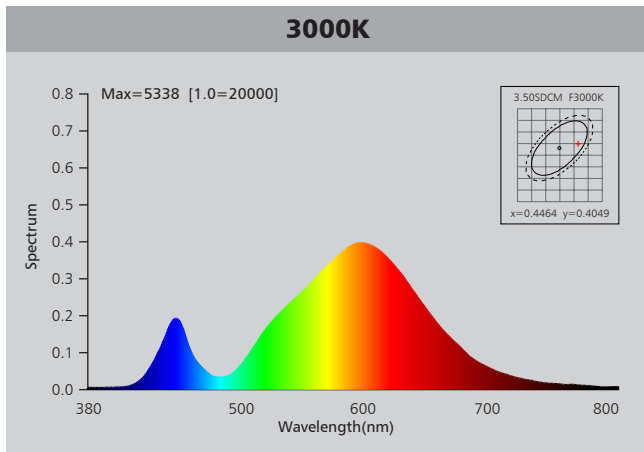
## Driver data Sheet

Driver data	Non-dim
Input rated Voltage	AC100-240V
Frequency	50/60Hz
Input Voltage	AC85-265V
Efficiency	≥88%
Total load Wattage	24W±5%
Power Factor	≥0.9
Rated input current	≤0.27A
Full load output Voltage	DC60-72V
Rated output current	300mA
Output current range	300mA±5%
Power tolerance	±5%
Current output tolerance	±5%
Short circuit protection	PASS
Over voltage protection	PASS
Over temperature protection	PASS
Withstand voltage	AC3750V

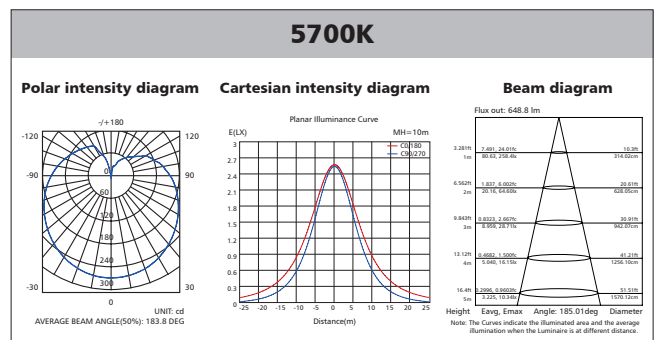
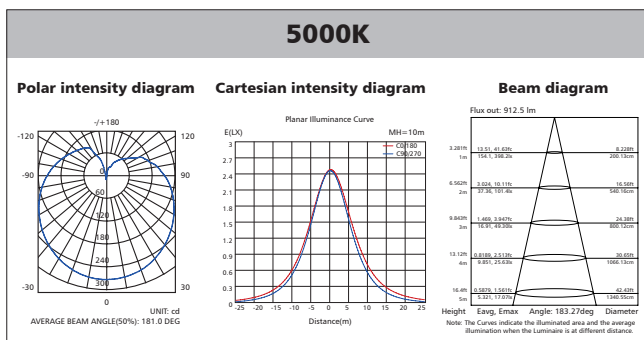
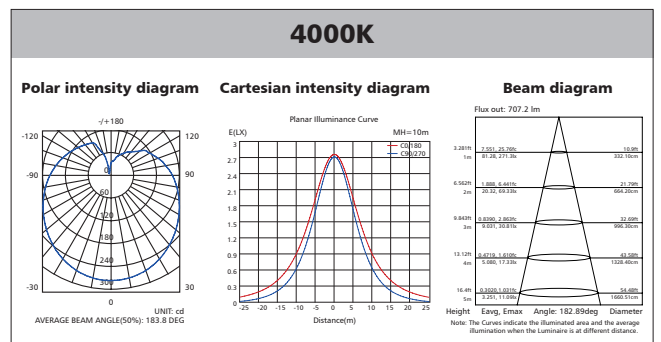
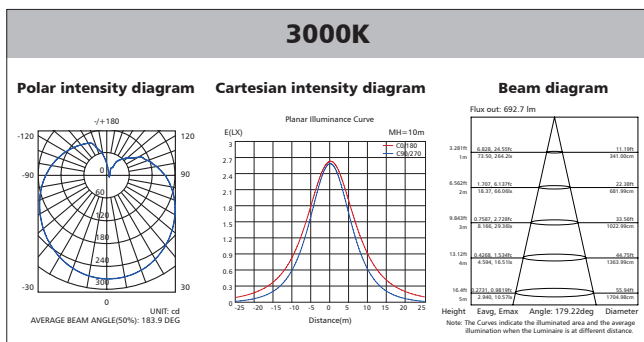
## Fixture Compatibility

Rated Wattage	Electrical Classification	Ingress Protection	Operating Temp	Operating Humidity	Storage Temp
24W	II	IP20	-20°C~45°C	0~90%	-20°C~65°C

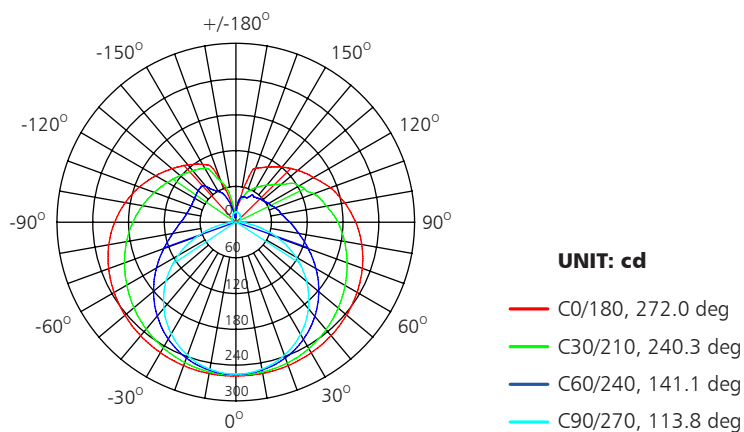
# Spectral Distribution



# Photometric Diagram



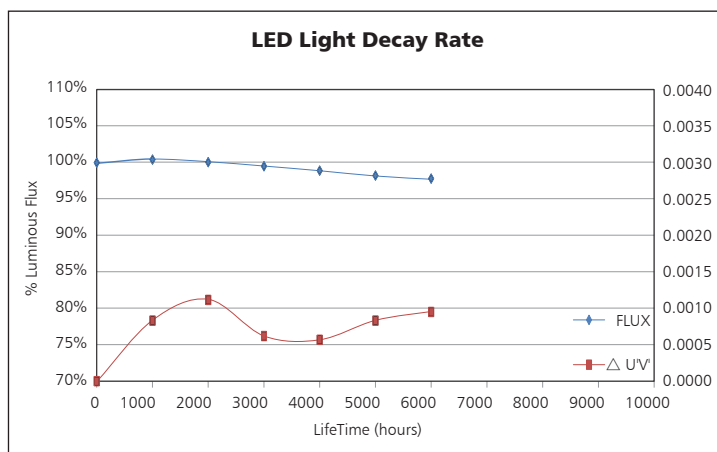
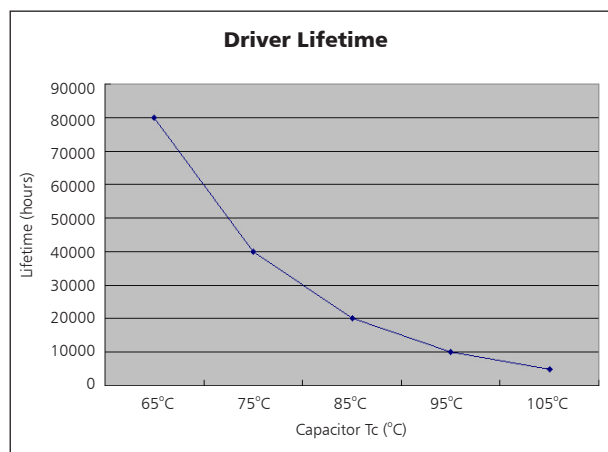
## Polar Diagram Comparison



AVERAGE BEAM ANGLE (50%): 181.8DEG

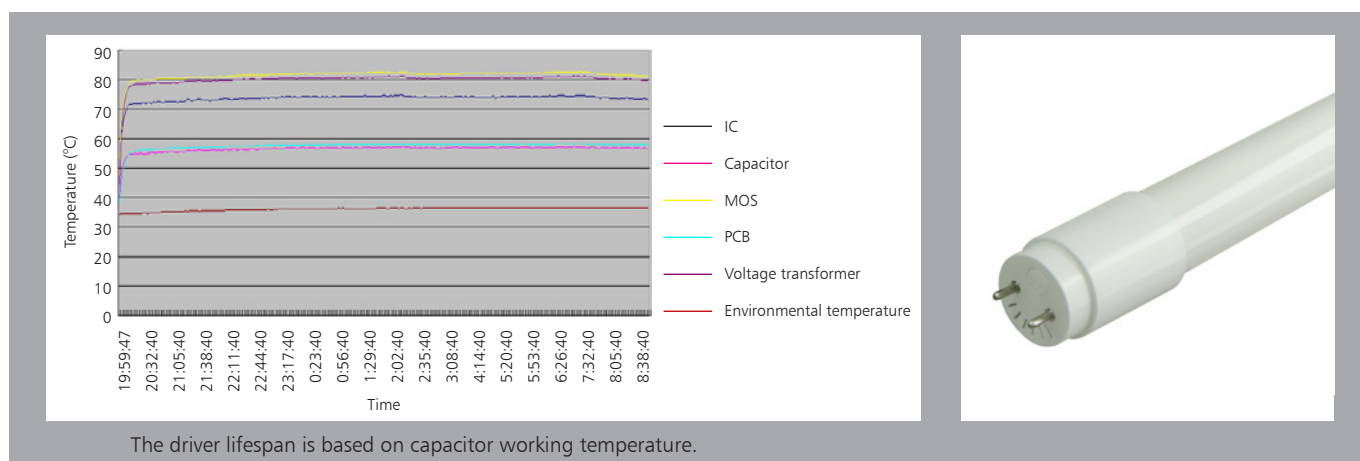


## Driver lifetime & LED light decay rate

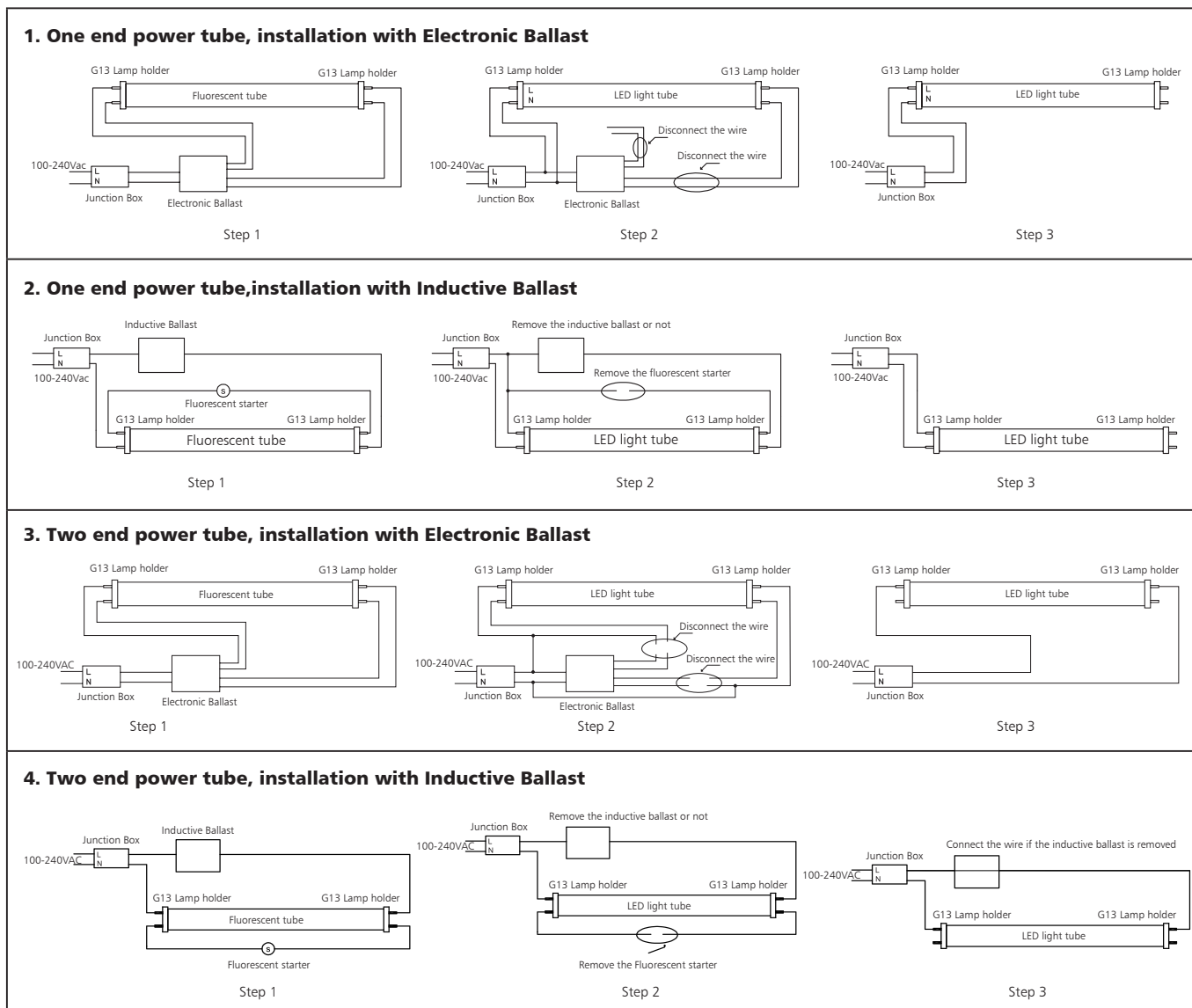


## Temperature

- The testing is operated at 25°C
- The lifetime of capacitor, minimum of 5,000 hours if operated at 105°C, will be doubled whenever the temperature drops 10°C.
- The highest withstand temperature of IC, MOS could be 120°C
- The highest withstand temperature of LED junction temperature is 150°C



# Installation



# Packaging Information

	SIZE(CM)	N.W/pc (KGS)	G.W.(KGS)	Q'TY(PCs)
Carton	159.5*21*21	0.38	16.75	25

	CTNS	Q'TY(PCs)	VOLUME(CBM)
20" standard container	390	9750	28
40" standard container	780	19500	56

