






UPSHINE®



Technical Application  
Guide for UP-SHINE  
LED Downlight  
UP-RD01-C-40W-C3



# Introduction



SMD Rectangular downlight achieves high lumen output, 90° wide beam angle. AL6063 Aluminum profile provides excellent thermal dissipation. External driver solution achieves stable working performance and easy maintenance. Tilt head provides various lighting direction for different applications. Widely used for different commercial lighting situation.

- Up to 70% energy saving compared to standard CFL
- Long lifetime of 40,000 hours
- 120° wide beam angle
- L225XW130mm cutout
- CCT: 3000K 4000K 5700K
- No UV/IR light
- Environment friendly, without Mercury or any other hazardous substances

## Application notes

- IP20 for indoor use only
- Professional electrician for installation only
- Switch off before installation
- Do not touch when in use
- Keep away from hot steam and corrosive gas

## Application Areas

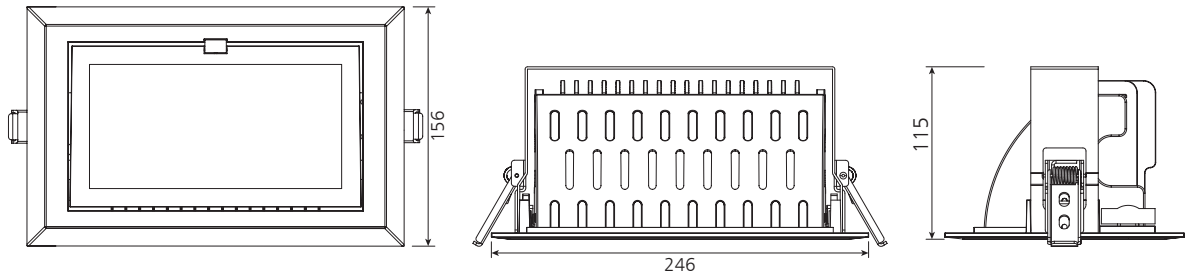
It is designed for general lighting applications in office, supermarket, shop, school, hotel, etc. It is also widely used for public areas, such as stairway, lobby, reception, corridors etc.

## Certificate

**CE RoHS**



# Product Information



## Technical Specifications

Model	Voltage	Power	Power Factor	Lumen (±5%)	CCT	Beam angle	Lifespan	CRI	Dimmable	Dimension
UP-RD01-C-40W-C3	AC230V	40W	≥0.9	3600	3000K	90°	40,000h	≥80	No	L246*W156*H155mm cutout L225*W130mm
				4400	4000K					
				3800	5700K					

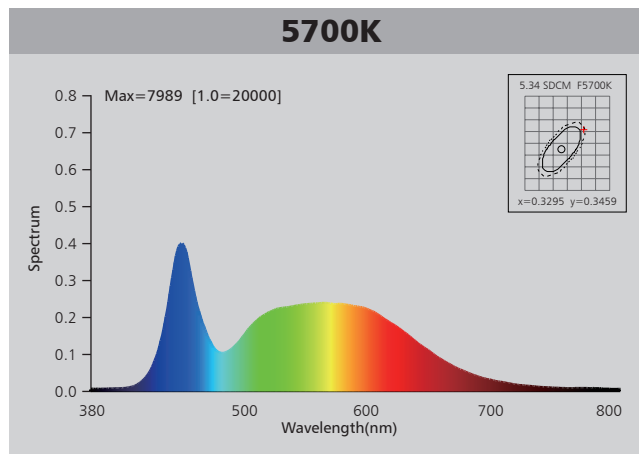
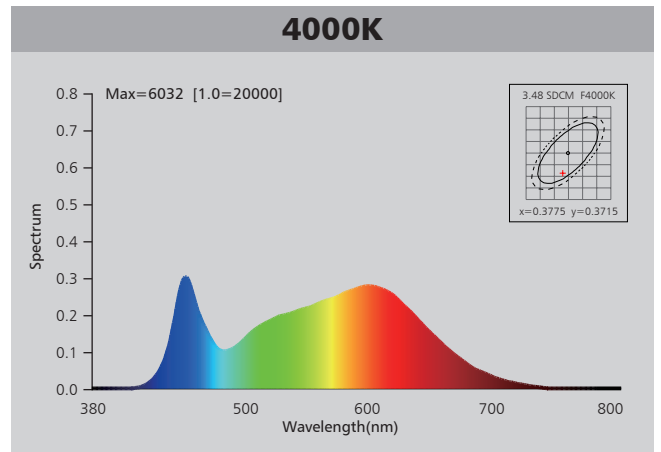
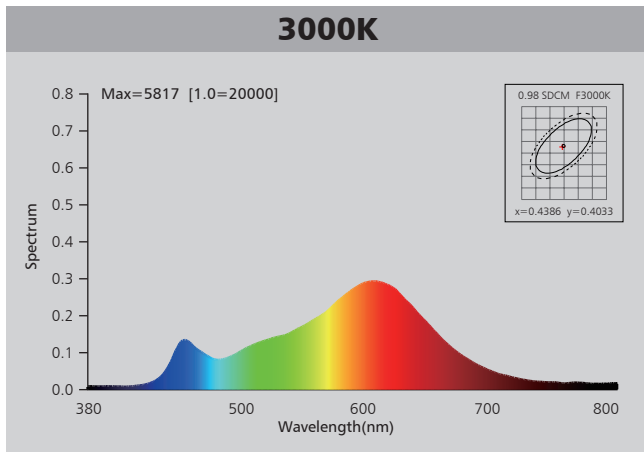
## Driver data Sheet

Driver data	Non-dim
Input rated Voltage	AC230V
Frequency	50HZ
Input Voltage	AC200-240V
Efficiency	≥85%
Total load Wattage	40W±5%
Power Factor	≥0.9
Rated input current	≤0.23A
Full load output Voltage range	DC35-38V
Rated output current	950mA
Output current range	950mA±5%
Power tolerance	±5%
Current output tolerance	±5%
Short circuit protection	PASS
Over voltage protection	PASS
Over temperature protection	PASS
Withstand voltage	AC3750V

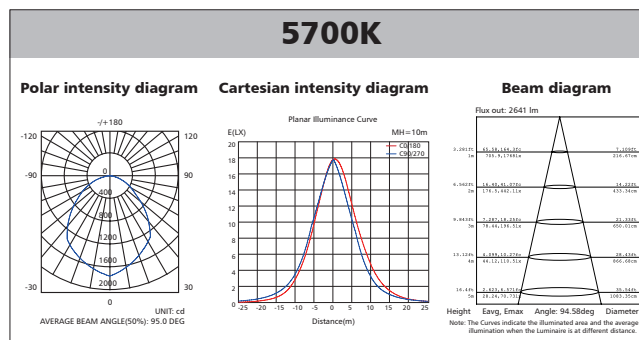
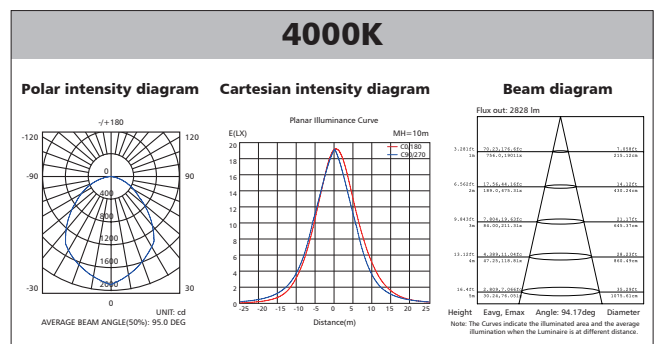
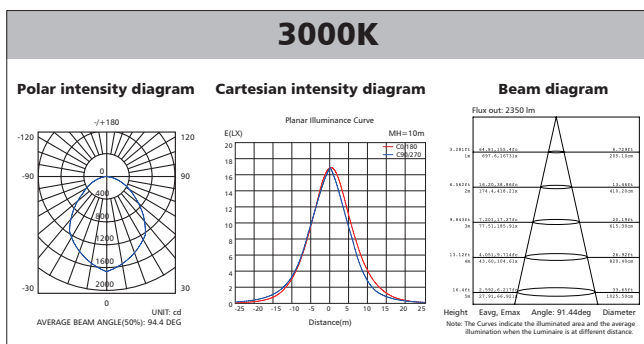
## Fixture Compatibility

Rated Wattage	Electrical Classification	Ingress Protection	Operating Temp	Operating Humidity	Storage Temp
40W	II	IP20	-20°C~45°C	0~90%	-20°C~65°C

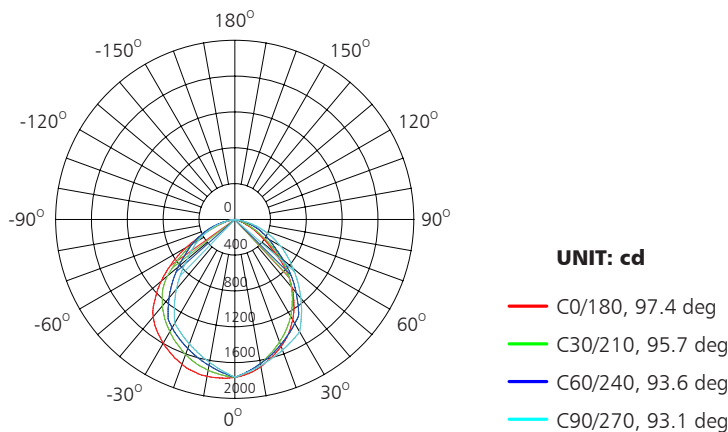
# Spectral Distribution



# Photometric Diagram



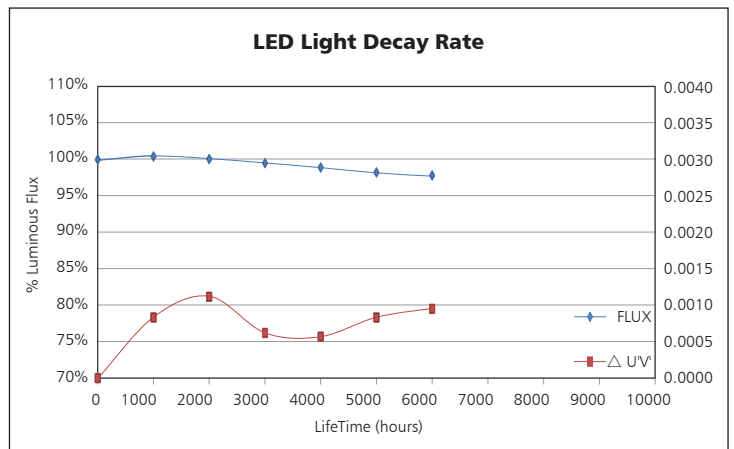
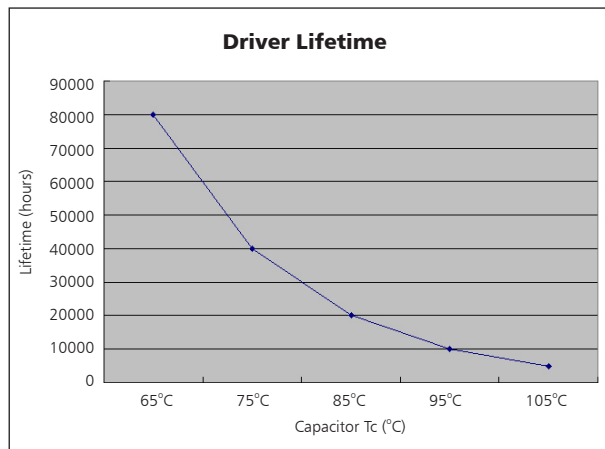
## Polar Diagram Comparison



AVERAGE BEAM ANGLE (50%): 95.0DEG

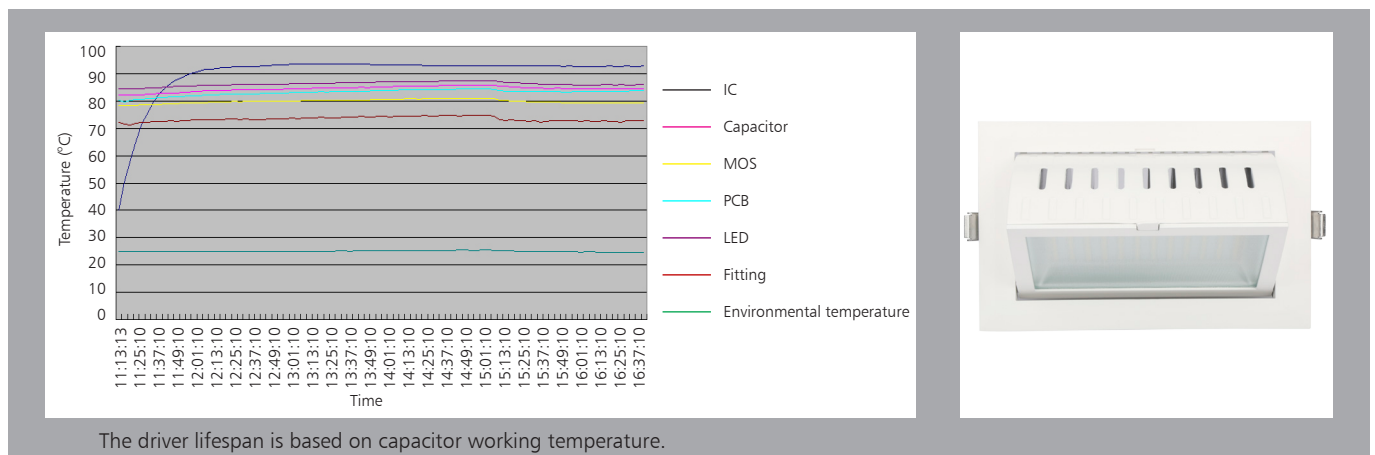


## Driver lifetime & LED light decay rate



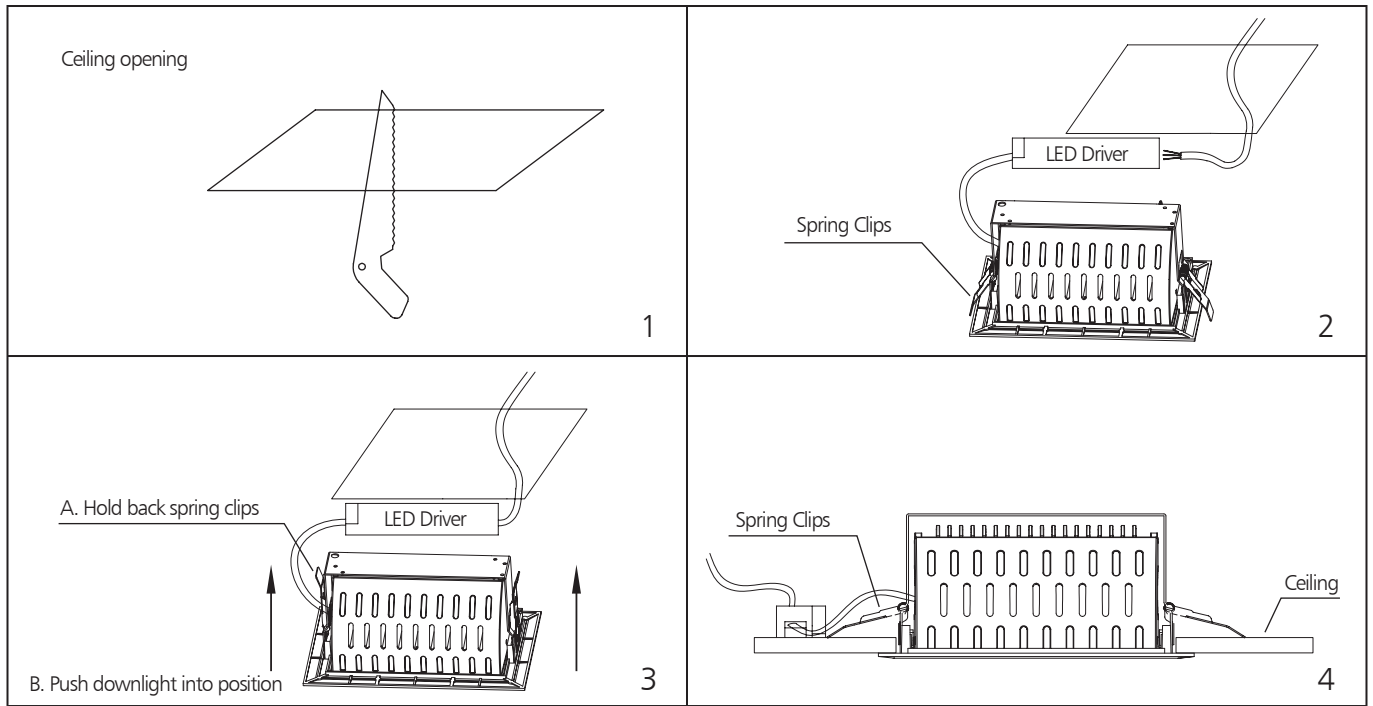
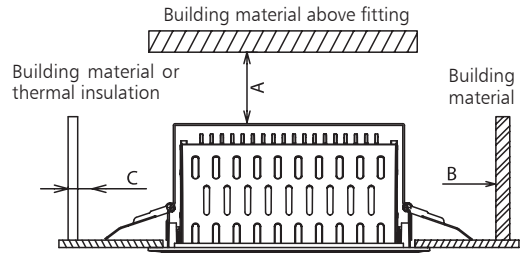
## Temperature

- The testing is operated at 25°C
- The lifetime of capacitor, minimum of 5,000 hours if operated at 105°C, will be doubled whenever the temperature drops 10°C
- The highest withstand temperature of IC, MOS could be 120°C
- The highest withstand temperature of LED junction temperature is 150°C



# Installation

Install requirements	
A-gap above the fitting	25mm
B-gap to the building material	25mm
C-gap to the thermal insulation	25mm



# Packaging Information

	SIZE(CM)	N.W/pc (KGS)	G.W.(KGS)	Q'TY(PCs)
Carton	60*29*41.5	2.3	16	6

	CTNS	Q'TY(PCs)	VOLUME(CBM)
20" standard container	382	2292	28
40" standard container	764	4584	56

