



UPSHINE®



Technical Application
Guide for UP-SHINE
LED Downlight
UP-RD01-B-35W

Introduction



Up-shine rectangular downlight is unique designed with COB high power LED chip. IP65 waterproof designed for various applications, especially for damp location. AL6063 Aluminum profile provides excellent thermal dissipation. Isolated external driver solution achieves stable working performance.

- Up to 70% energy saving compared to standard CFL
- Long lifetime of 40,000 hours
- 45° wide beam angle
- L220XW130mm cutout
- CCT: 3000K 4000K
5000K 5700K
- No UV/IR light
- Environment friendly, without Mercury or any other hazardous substances

Application notes

- IP20/IP65
- Professional electrician for installation only
- Switch off before installation
- Do not touch when in use
- Keep away from hot steam and corrosive gas

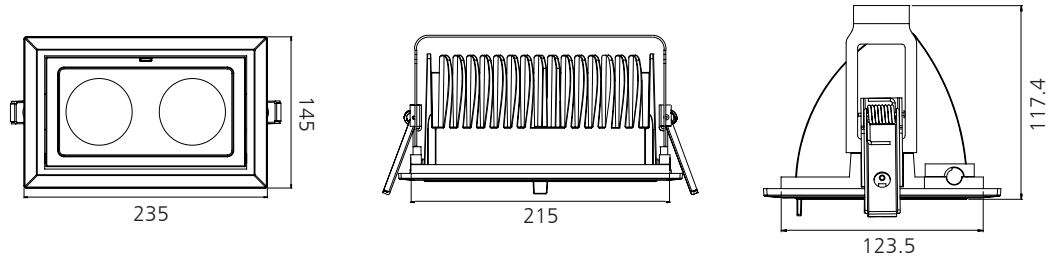
Application Areas

It is designed for general lighting applications in office, supermarket, shop, school, hotel, etc. It is also widely used for public areas, such as stairway, lobby, reception, corridors etc.

Certificate



Product Information



Technical Specifications

Model	Voltage	Power	Power Factor	Lumen (±5%)	Beam angle	CCT	Lifespan	CRI	Dimmable	Dimension
UP-RD01-B-35W	AC100-240V	35W	≥0.9	2500	45°	3000K	40000h	≥80	No	L235*W145*H117.4mm cutout L220*W130mm
UP-RD01-B-35W	AC100-240V	35W	≥0.9	2700	45°	4000K	40000h	≥80	No	L235*W145*H117.4mm cutout L220*W130mm
UP-RD01-B-35W	AC100-240V	35W	≥0.9	2970	45°	5000K	40000h	≥80	No	L235*W145*H117.4mm cutout L220*W130mm
UP-RD01-B-35W	AC100-240V	35W	≥0.9	2950	45°	5700K	40000h	≥80	No	L235*W145*H117.4mm cutout L220*W130mm

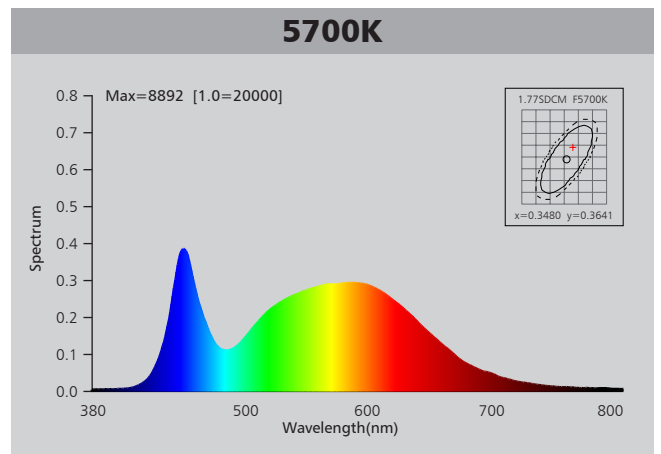
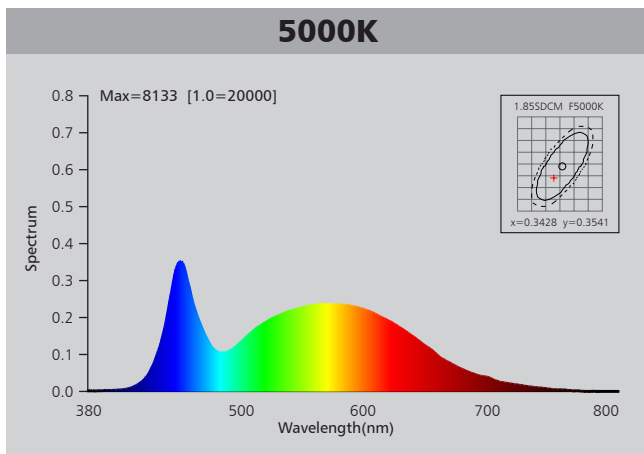
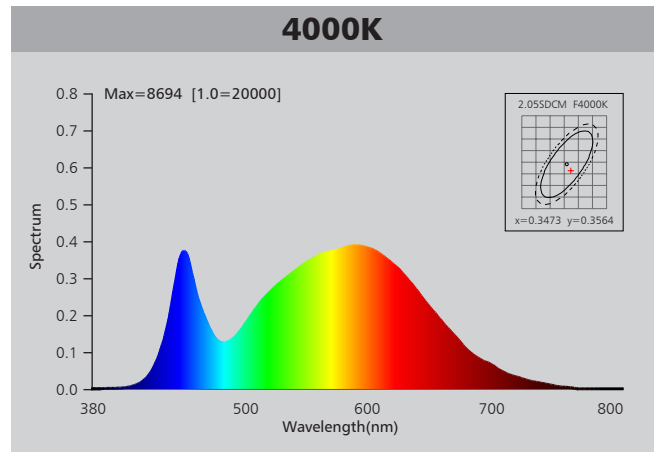
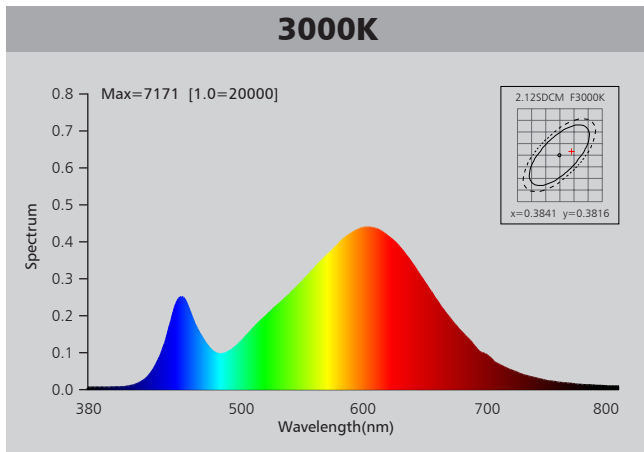
Driver data Sheet

Driver data	Non-dim
Input rated Voltage	AC100-240V
Frequency	50/60HZ
Input Voltage	AC85-265V
Efficiency	≥84%
Total load Wattage	35W±5%
Power Factor	≥0.9
Rated input current	≤0.4A
Full load output Voltage range	DC29-32V
Rated output current	1050mA
Output current range	1050mA±5%
Power tolerance	±5%
Current output tolerance	±5%
Short circuit protection	PASS
Over voltage protection	PASS
Over temperature protection	PASS
Withstand voltage	AC3750V

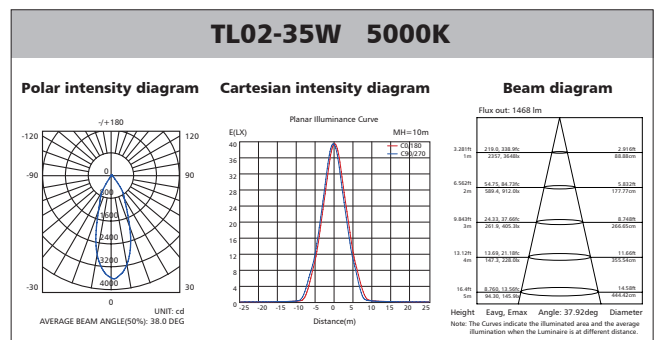
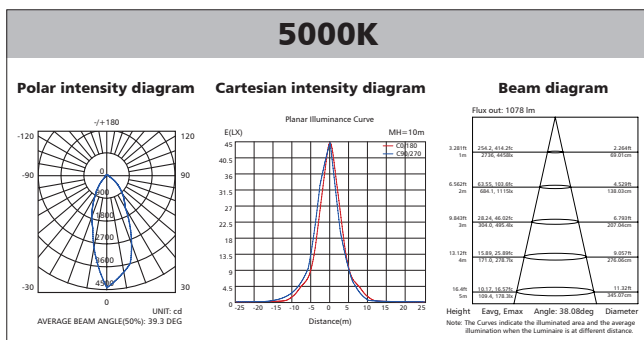
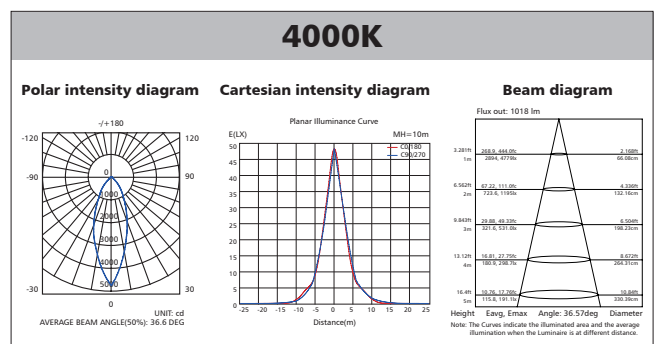
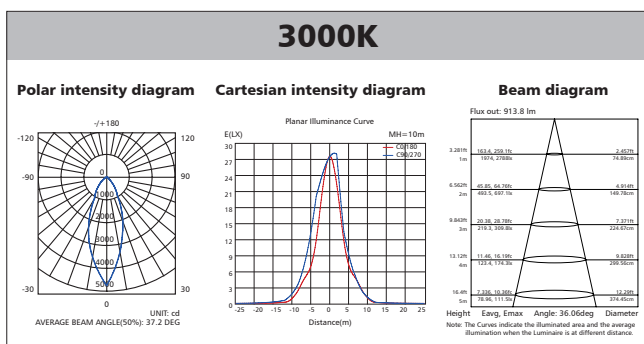
Fixture Compatibility

Rated Wattage	Electrical Classification	Ingress Protection	Operating Temp	Operating Humidity	Storage Temp
35W	II	IP20/IP65	-20°C~45°C	0~90%	-20°C~65°C

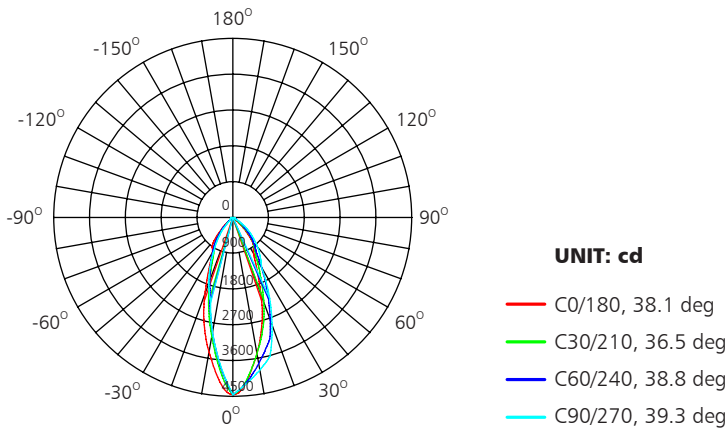
Spectral Distribution



Photometric Diagram



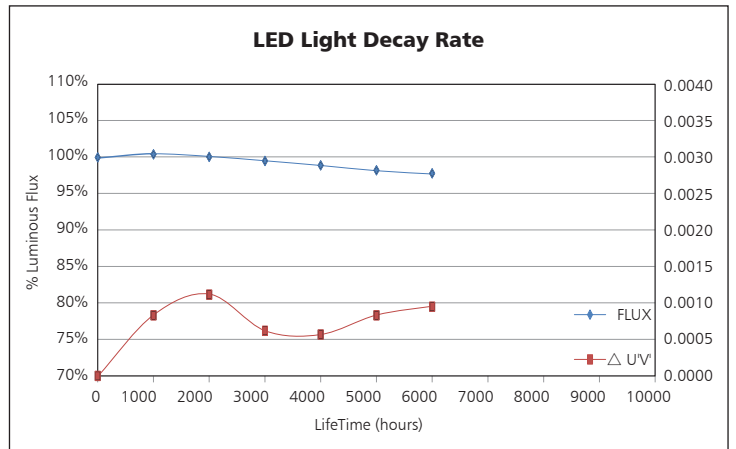
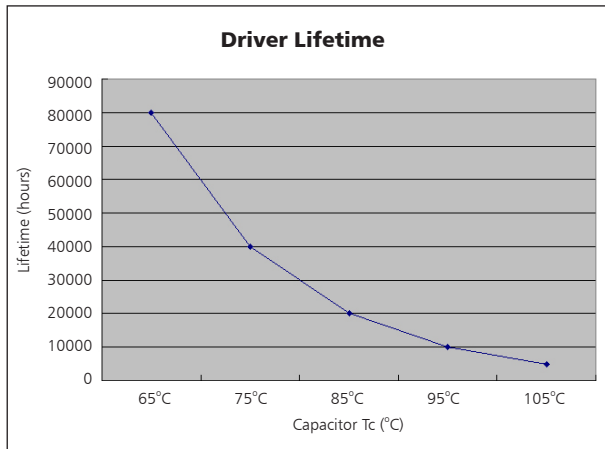
Polar Diagram Comparison



AVERAGE BEAM ANGLE (50%): 38.2DEG

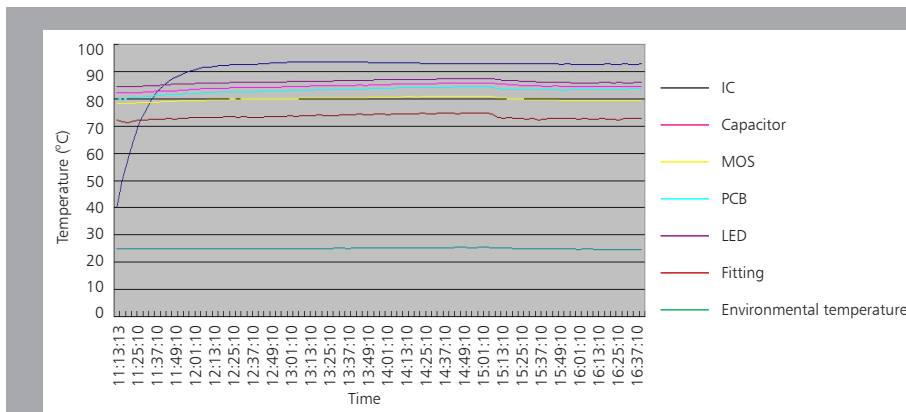


Driver lifetime & LED light decay rate



Temperature

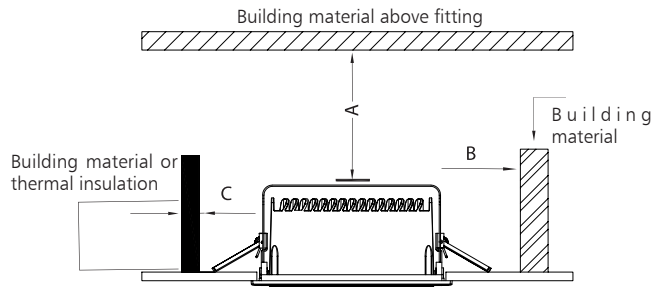
- The testing is operated at 25°C
- The lifetime of capacitor, minimum of 5,000 hours if operated at 105°C, will be doubled whenever the temperature drops 10°C
- The highest withstand temperature of IC, MOS could be 120°C
- The highest withstand temperature of LED junction temperature is 150°C



The driver lifespan is based on capacitor working temperature.

Installation

Install requirements	
A-gap above the fitting	25mm
B-gap to the building material	25mm
C-gap to the thermal insulation	25mm



<p>Ceiling opening L220*W130mm</p> <p>1</p>	<p>2</p>
<p>3</p>	<p>4</p>

Packaging Information

	SIZE(CM)	N.W/pc (KGS)	G.W.(KGS)	Q'TY(PCS)
Carton	61*32*33	2.3	15.1	6

	CTNS	Q'TY(PCS)	VOLUME(CBM)
20" standard container	430	2580	28
40" standard container	860	5160	56

