



Technical Application Guide For UP-SHINE Surface Mounted LED Downlight

UP-DL51-8W

Introduction



Up-shine surface mounted ceiling light adopts high lumen SMD LED, PMMA diffuser with even light output. IP54 waterproof structural design, it is an ideal replacement for damp location.

- Up to 70% energy saving compared to standard CFL
- Long lifetime of 40,000 hours
- Dimmable when using triac dimmer
- 90° wide beam angle
- CCT: 3000K 4000K
5000K 5700K
- No UV/IR light
- Environment friendly, without Mercury or any other hazardous substances

Application notes

- IP54 for indoor use only
- Professional electrician for installation only
- Switch off before installation
- Do not touch when in use
- Keep away from hot steam and corrosive gas

Application Areas

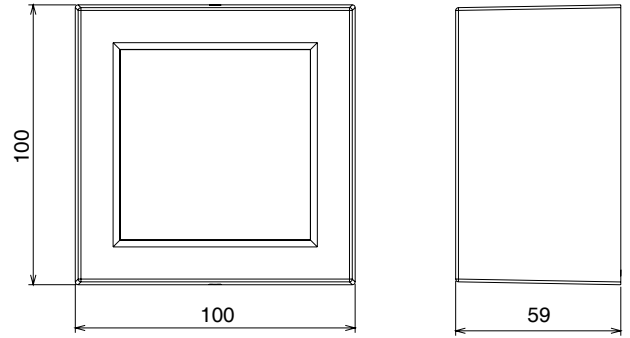
Up-shine downlight is designed for general lighting applications in hotel, home, office, shop etc. It is also widely used for public areas such as stairway, lobby, reception, corridors etc.

Certificate

CE RoHS



Product Information



Technical Specifications

Model	Voltage	Power	Power Factor	Lumen (±5%)	Beam angle	CCT	Lifespan	CRI	Dimmable	Dimension
UP-DL51-8W	AC230V	8W	≥0.9	600	90°	3000K	40000h	≥80	Yes	100*100*59mm
UP-DL51-8W	AC230V	8W	≥0.9	696	90°	4000K	40000h	≥80	Yes	100*100*59mm
UP-DL51-8W	AC230V	8W	≥0.9	664	90°	5000K	40000h	≥80	Yes	100*100*59mm
UP-DL51-8W	AC230V	8W	≥0.9	640	90°	5700K	40000h	≥80	Yes	100*100*59mm

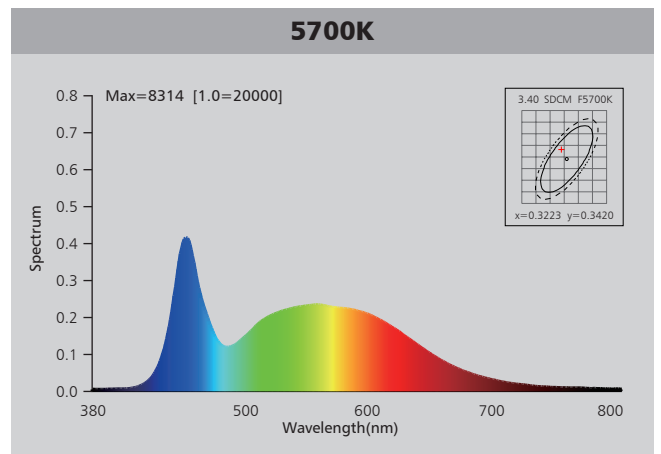
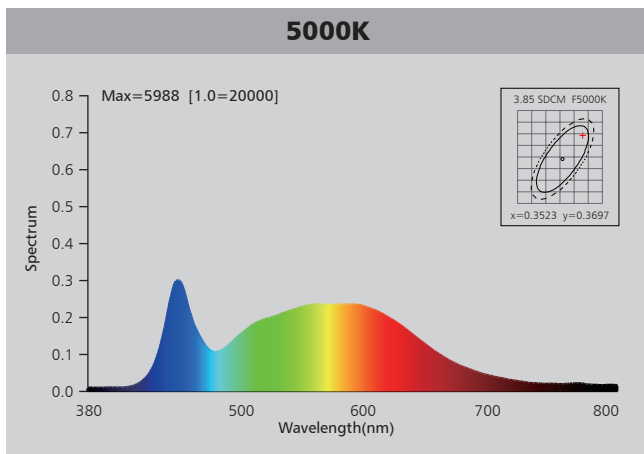
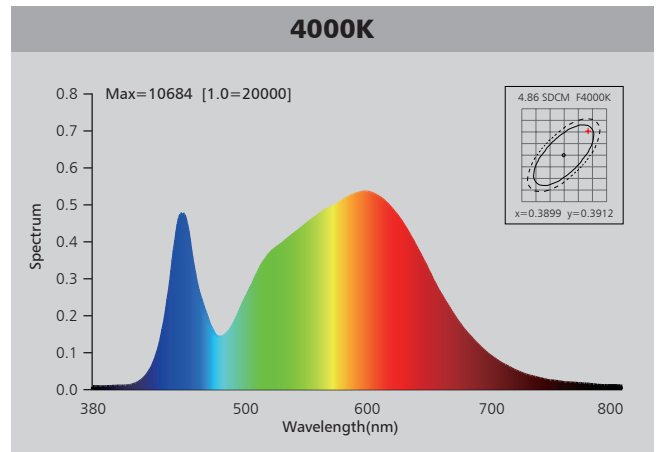
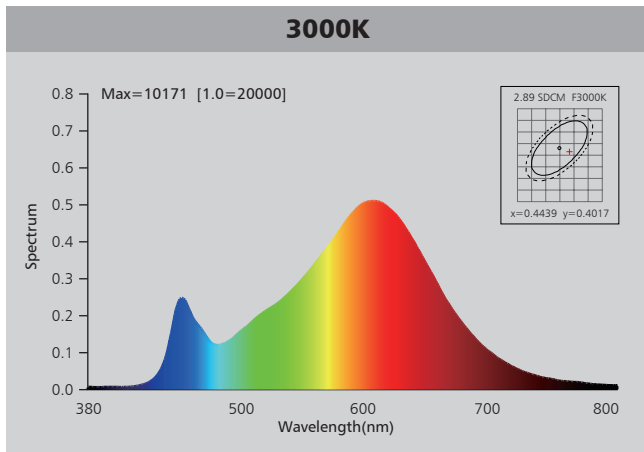
Driver data Sheet

Driver data	DIM
Input rated Voltage	AC230V
Frequency	50HZ
Input Voltage	AC200-240V
Efficiency	≥78%
Total load Wattage	8W±0.5W
Power Factor	≥0.9
Rated input current	≤0.04A
Full load output Voltage	60-75V
Rated output current	90mA
Output current range	90mA±5%
Power tolerance	±5%
Current output tolerance	±5%
Dimming range	8%-100%
Dimmer	Triac dimmers
Short circuit protection	PASS
Over voltage protection	PASS
Over temperature protection	PASS
Withstand voltage	AC3750V

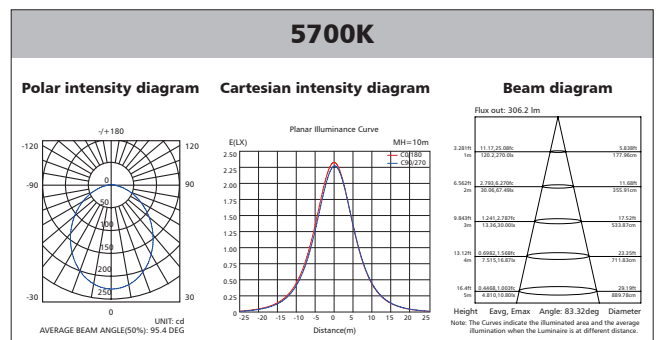
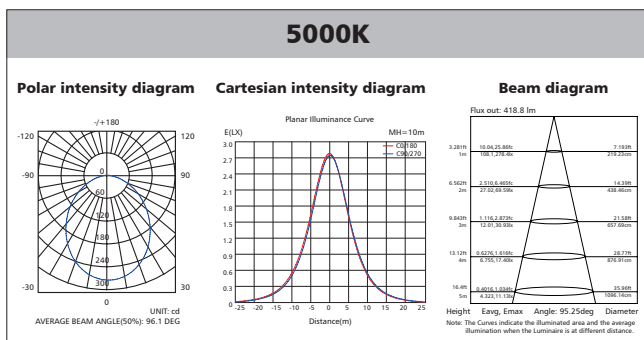
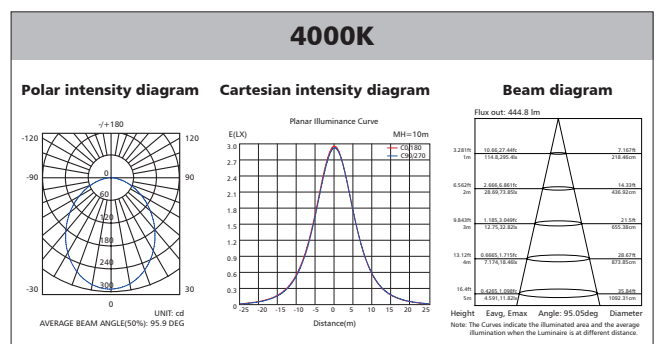
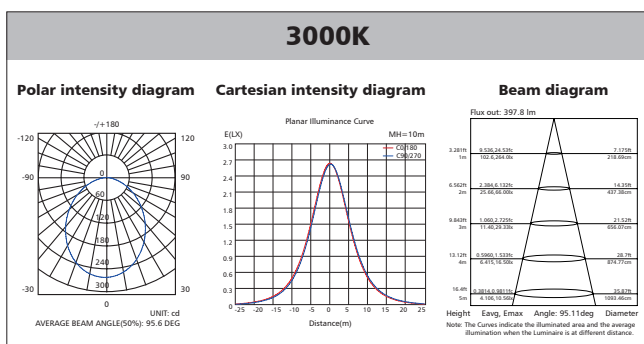
Fixture Compatibility

Rated Wattage	Electrical Classification	Ingress Protection	Operating Temp	Operating Humidity	Storage Temp
8W	II	IP54	-20°C~45°C	0~90%	-20°C~65°C

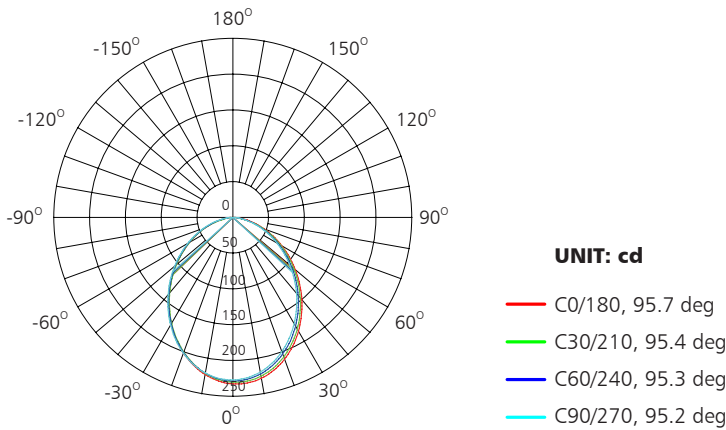
Spectral Distribution



Photometric Diagram



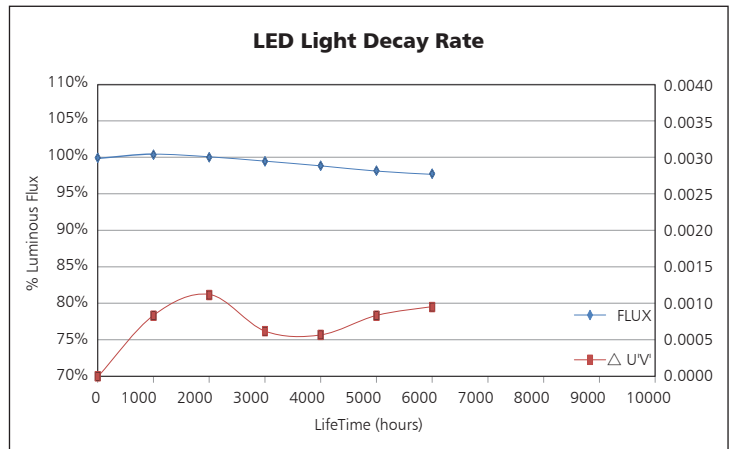
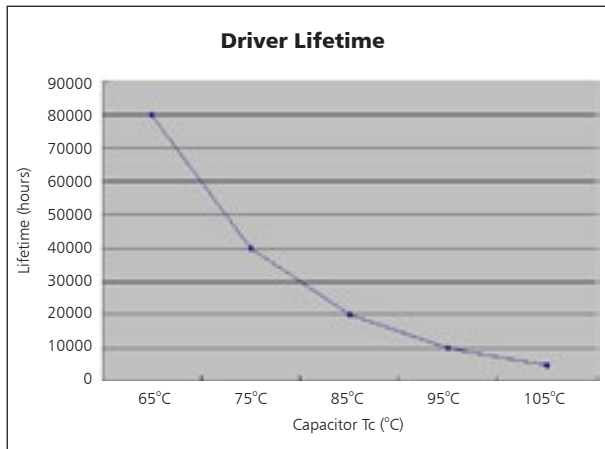
Polar Diagram Comparison



AVERAGE BEAM ANGLE (50%): 95.4DEG

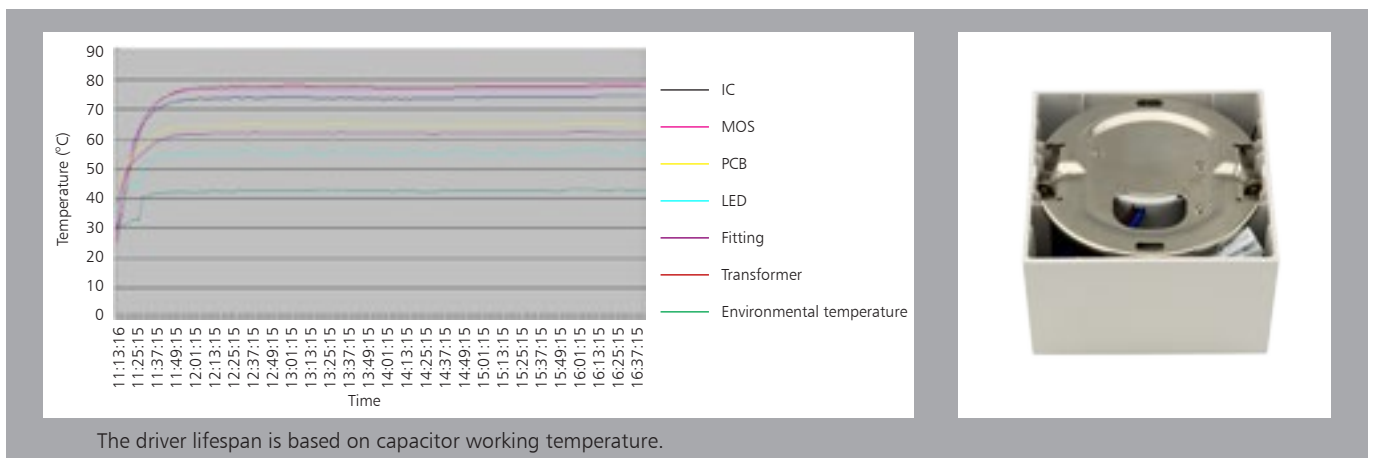


Driver lifetime & LED light decay rate



Temperature

- The testing is operated at 25°C
- The lifetime of capacitor, minimum of 5,000 hours if operated at 105°C, will be doubled whenever the temperature drops 10°C
- The highest withstand temperature of IC, MOS could be 120°C
- The highest withstand temperature of LED junction temperature is 150°C



Installation

1. Unbox ceiling light and accessory pack.

2. Knock-in the plastic anchor into ceiling.

3. Remove screw, take bracket apart from ceiling light.

4. Position and fix bracket with screw to a suitable place on ceiling.

5. Open junction box, wire "L""N" to terminal block.

6. Fasten ceiling light with screw to surface mount bracket

7. Restore the power supply, switch on and test for correct operation.

— L = BROWN
— N = BLUE

Packaging Information

	SIZE(CM)	N.W/pc (KGS)	G.W.(KGS)	Q'TY(PCS)	CTNS	Q'TY(PCS)	VOLUME(CBM)
Carton	67.5*41*19	0.35	11.3	30	20" standard container	522	15660
					40" standard container	1044	31320

