



UPSHINE®



Technical Application Guide for UP SHINE LED Downlight

UP-DL41-2.5-7W-P3



Introduction



Up-shine SMD LED Down light adopts high lumen SMD LED, PC diffuser with even light output. Plastic coated aluminum housing with internal driver design; it is our most economical and practical downlight version. Dimmable driver shares great popularity by the excellent dimming effect.

- Up to 70% energy saving compared to standard CFL
- Long lifetime of 40,000 hours
- Dimmable when using triac dimmer
- 90° wide beam angle
- 70-75mm cutout
- CCT: 3000K-4000K-5700K
- No UV/IR light
- Environment friendly, without Mercury or any other hazardous substances

Application notes

- IP54 only for the LED cover, IP40 for other part
- Professional electrician for installation only
- Switch off before installation
- Do not touch when in use
- Keep away from hot steam and corrosive gas

Application Areas

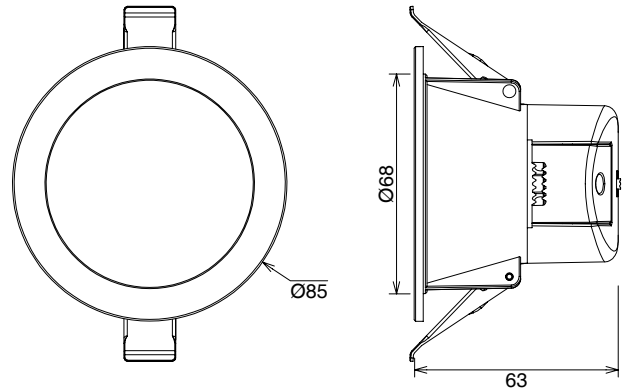
It is designed for general lighting applications in office, supermarket, shop, school, hotel, etc. It is also widely used for public areas, such as stairway, lobby, reception, corridors etc.

Certificate

CE RoHS SAA



Product Information



Technical Specifications

Model	Voltage	Power	Power Factor	Lumen (±5%)	Beam angle	CCT	Lifespan	CRI	Dimmable	Dimension
UP-DL41-2.5-7W-P3	AC230V	7W	0.9	560	90°	3000K	40000h	≥80	Yes	Ø85*63mm cutout 70-75mm
UP-DL41-2.5-7W-P3	AC230V	7W	0.9	650	90°	4000K	40000h	≥80	Yes	Ø85*63mm cutout 70-75mm
UP-DL41-2.5-7W-P3	AC230V	7W	0.9	600	90°	5700K	40000h	≥80	Yes	Ø85*63mm cutout 70-75mm

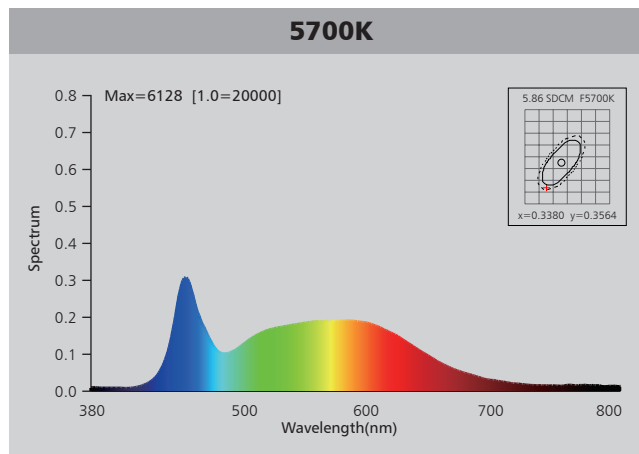
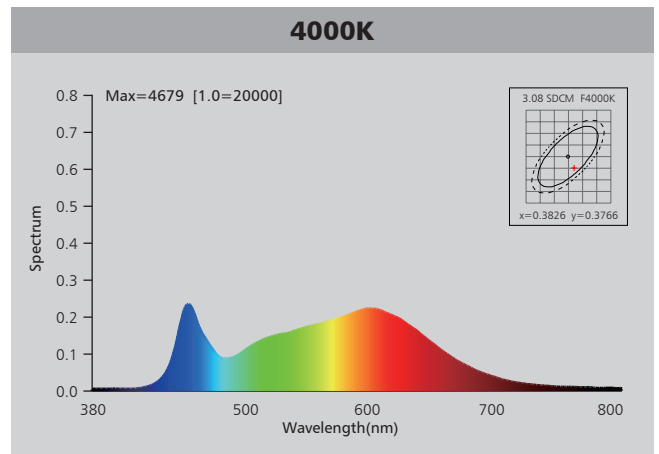
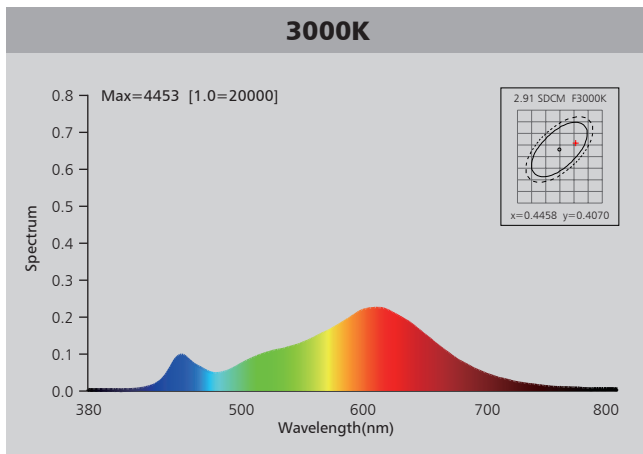
Driver data Sheet

Driver data	DIM
Input rated Voltage	AC230V
Frequency	50Hz
Input Voltage	AC200-240V
Efficiency	≥78%
Total load Wattage	7W±0.5W
Power Factor	0.9
Rated input current	≤0.04A
Full load output Voltage	50-64V
Rated output current	110mA
Output current range	110mA±5%
Power tolerance	±5%
Current output tolerance	±5%
Dimming range	8%-100%
Dimmer	Triac dimmers
Short circuit protection	PASS
Over voltage protection	PASS
Over temperature protection	PASS
THD	≤20%
Withstand voltage	—

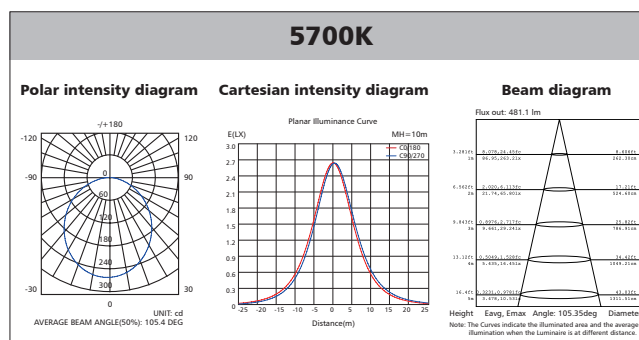
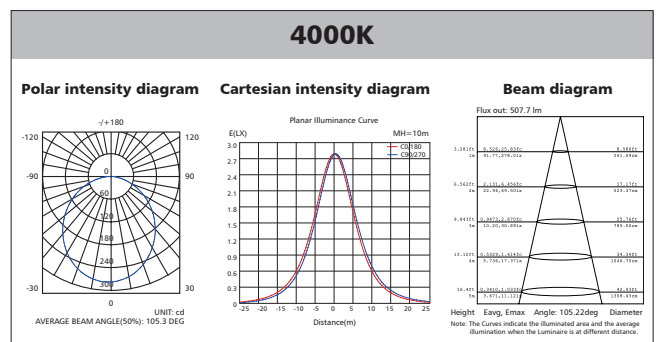
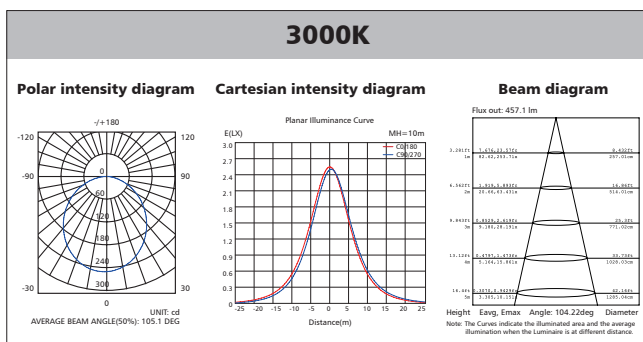
Fixture Compatibility

Rated Wattage	Electrical Classification	Ingress Protection	Operating Temp	Operating Humidity	Storage Temp
7W	II	IP40 / IP54	-20°C~45°C	0~90%	-20°C~65°C

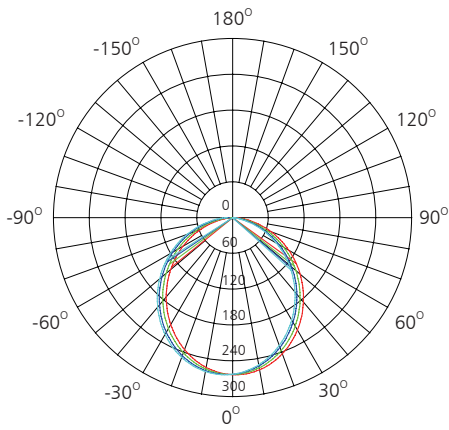
Spectral Distribution



Photometric Diagram



Polar Diagram Comparison



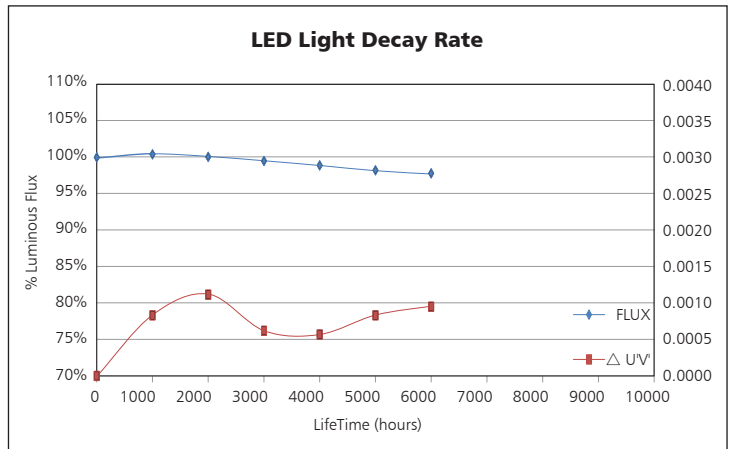
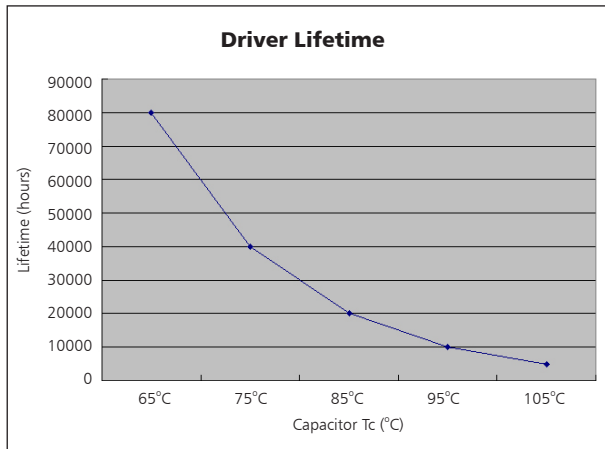
UNIT: cd

- C0/180, 105.3 deg
- C30/210, 105.5 deg
- C60/240, 105.5 deg
- C90/270, 105.3 deg



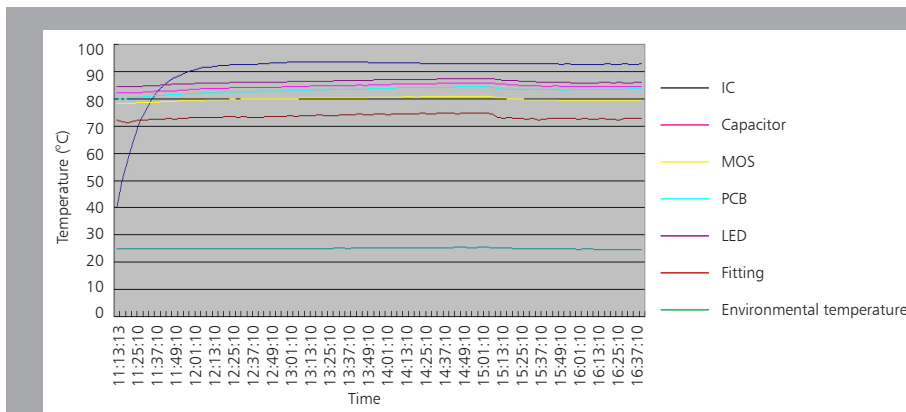
AVERAGE BEAM ANGLE (50%): 105.4DEG

Driver lifetime & LED light decay rate



Temperature

- The testing is operated at 25°C
- The lifetime of capacitor, minimum of 5,000 hours if operated at 105°C, will be doubled whenever the temperature drops 10°C
- The highest withstand temperature of IC, MOS could be 120°C
- The highest withstand temperature of LED junction temperature is 150°C

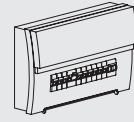


The driver lifespan is based on capacitor working temperature.

Installation Procedure

WARNING

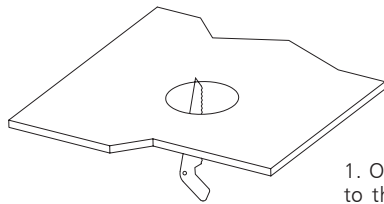
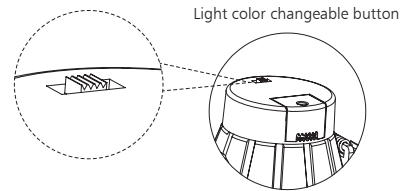
1. Switch off before installation.
2. Switch on only after complete installation and examination of the circuit.
3. Professional electrician for installation and maintenance only.



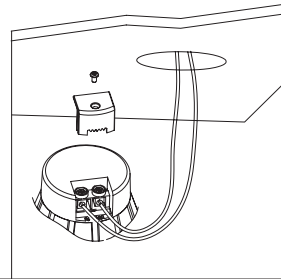
**Turn Off
Power Supply**

Turn Off power supply before starting any installation. Read instructions & check you have all the tools & accessories to complete the installation correctly.

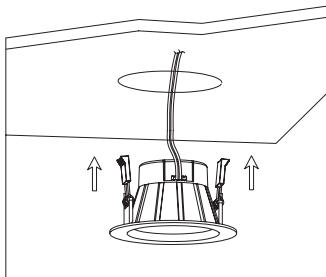
For the product with Slide Switch of Color Selection, please select the light color (CW/NW/WW) before installation.



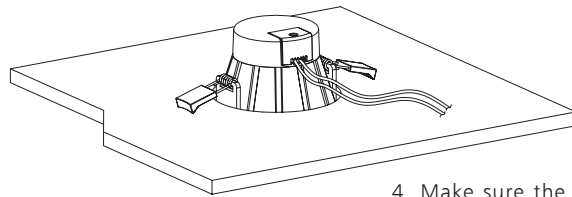
1. Open a hole according to the cutout size of led downlight.



2. Use screw-driver to open the driver terminal cover, feed the main AC wire L. N. in terminal block respectively, then fix the cover back.



3. Connect the downlight with driver, hold back the spring clip then push the downlight into the hole.



4. Make sure the downlight fixed tightly in ceiling, turn on the power (Fig 1).

Packaging Information

	SIZE(CM)	N.W/pc (KGS)	G.W.(KGS)	Q'TY(PCS)
Carton	55*55*17	0.2	11.5	50

	CTNS	Q'TY(PCS)	VOLUME(CBM)
20" standard container	534	26700	28
40" standard container	1068	53400	56

