



UPSHINE®



# Technical Application Guide for UP-SHINE LED Downlight

UP-DL41-2.5-7W-D

# Introduction



Up-shine SMD LED Down light adopts high lumen SMD LED, PC diffuser with even light output. Plastic coated aluminum housing with internal driver design; it is our most economical and practical downlight version. Dimmable driver shares great popularity by the excellent dimming effect.

- Up to 70% energy saving compared to standard CFL
- Long lifetime of 40,000 hours
- Dimmable when using triac dimmer
- 90° wide beam angle
- 70-75mm cutout
- CCT: 3000K 4000K  
5000K 5700K
- No UV/IR light
- Environment friendly, without Mercury or any other hazardous substances

## Application notes

- IP54 only for the LED cover, IP40 for other part
- Professional electrician for installation only
- Switch off before installation
- Do not touch when in use
- Keep away from hot steam and corrosive gas

## Application Areas

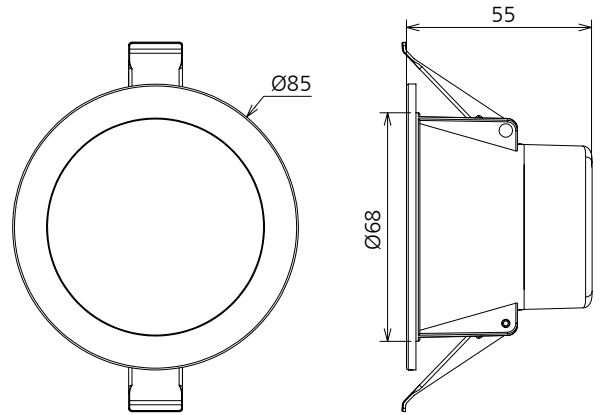
It is designed for general lighting applications in office, supermarket, shop, school, hotel, etc. It is also widely used for public areas, such as stairway, lobby, reception, corridors etc.

## Certificate

CE RoHS SAA



# Product Information



## Technical Specifications

Model	Voltage	Power	Power Factor	Lumen (±5%)	Beam angle	CCT	Lifespan	CRI	Dimmable	Dimension
UP-DL41-2.5-7W-D	AC230V	7W	0.9	550	90°	3000K	40000h	≥80	Yes	Ø85*55mm cutout 70-75mm
UP-DL41-2.5-7W-D	AC230V	7W	0.9	620	90°	4000K	40000h	≥80	Yes	Ø85*55mm cutout 70-75mm
UP-DL41-2.5-7W-D	AC230V	7W	0.9	600	90°	5000K	40000h	≥80	Yes	Ø85*55mm cutout 70-75mm
UP-DL41-2.5-7W-D	AC230V	7W	0.9	595	90°	5700K	40000h	≥80	Yes	Ø85*55mm cutout 70-75mm

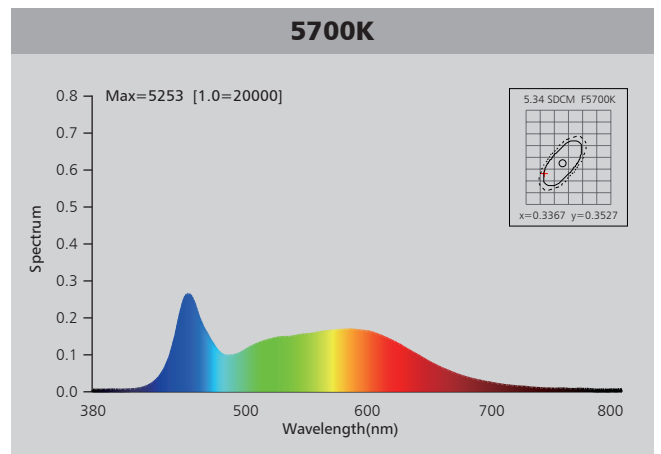
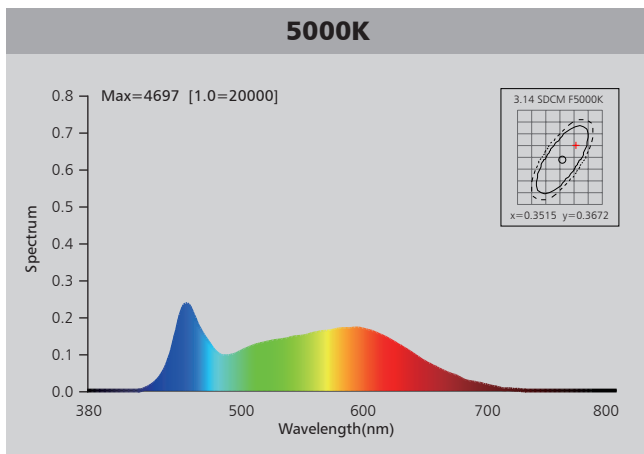
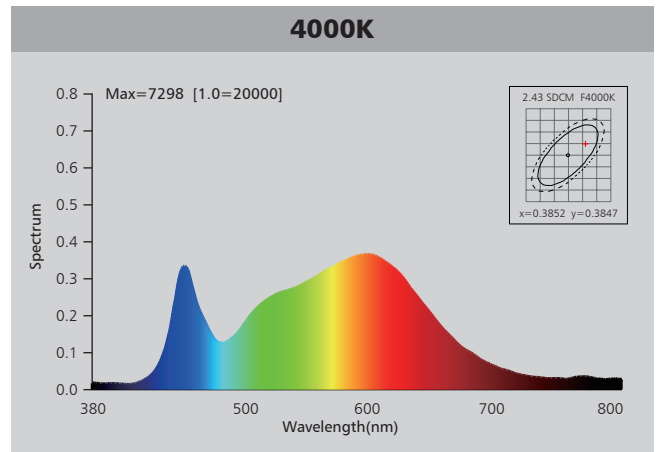
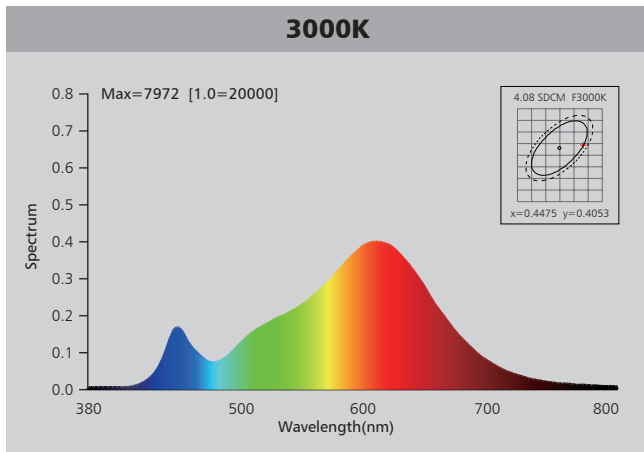
## Driver data Sheet

Driver data	DIM
Input rated Voltage	AC230V
Frequency	50Hz
Input Voltage	AC200-240V
Efficiency	≥78%
Total load Wattage	7W±0.5W
Power Factor	0.9
Rated input current	≤0.04A
Full load output Voltage	50-65V
Rated output current	110mA
Output current range	110mA±5%
Power tolerance	±5%
Current output tolerance	±5%
Dimming range	8%-100%
Dimmer	Triac dimmers
Withstand voltage	—
Short circuit protection	PASS
Over voltage protection	PASS
Over temperature protection	PASS
THD	≤20%

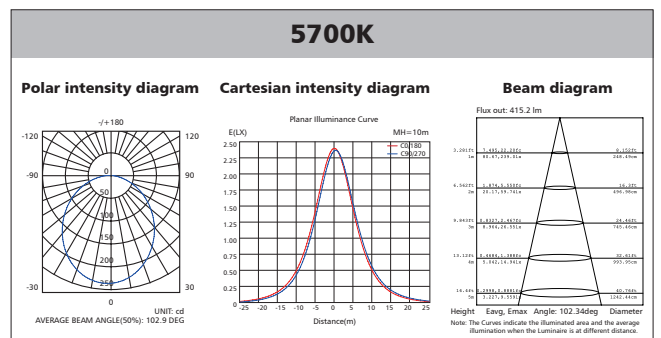
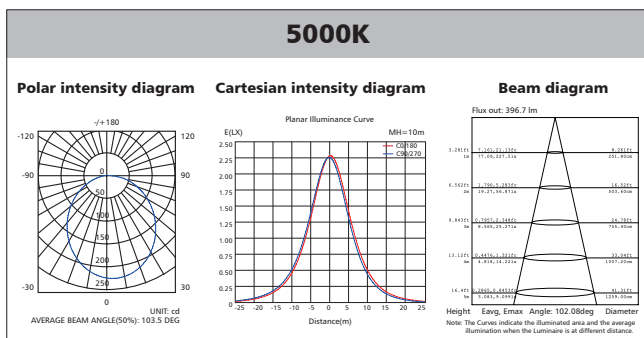
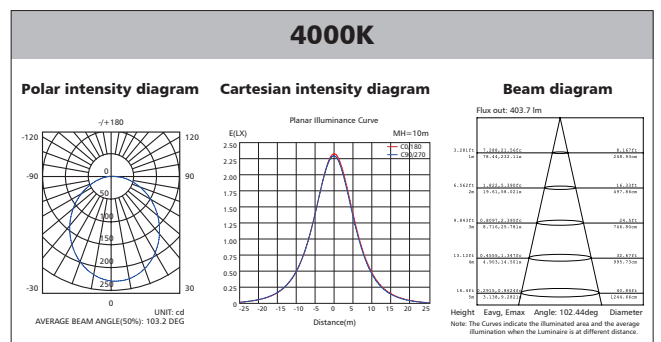
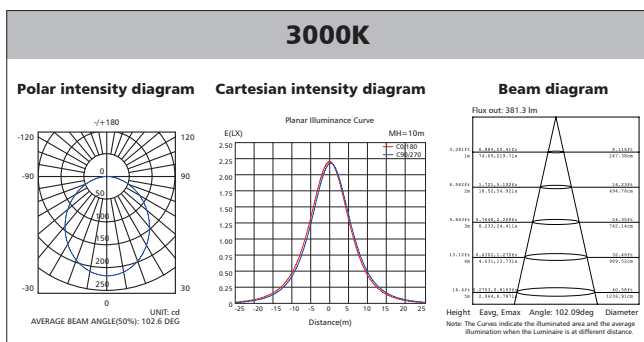
## Fixture Compatibility

Rated Wattage	Electrical Classification	Ingress Protection	Operating Temp	Operating Humidity	Storage Temp
7W	II	IP40 / IP54	-20°C~45°C	0~90%	-20°C~65°C

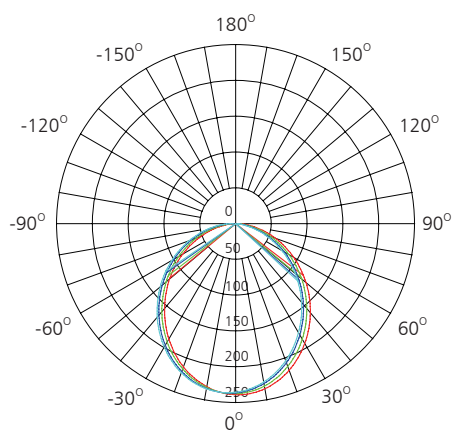
# Spectral Distribution



# Photometric Diagram



## Polar Diagram Comparison



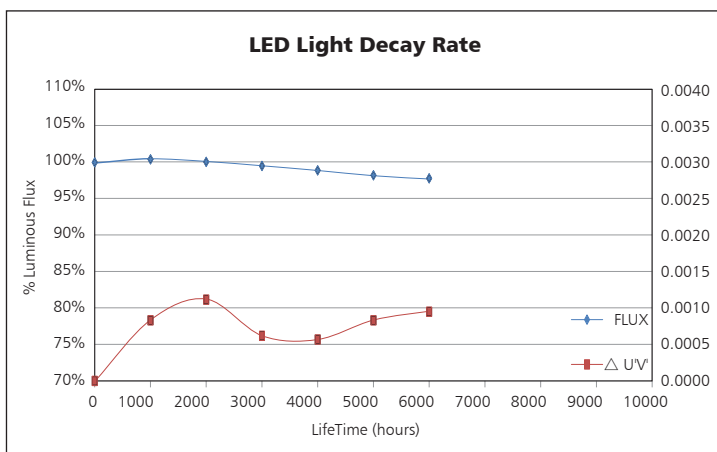
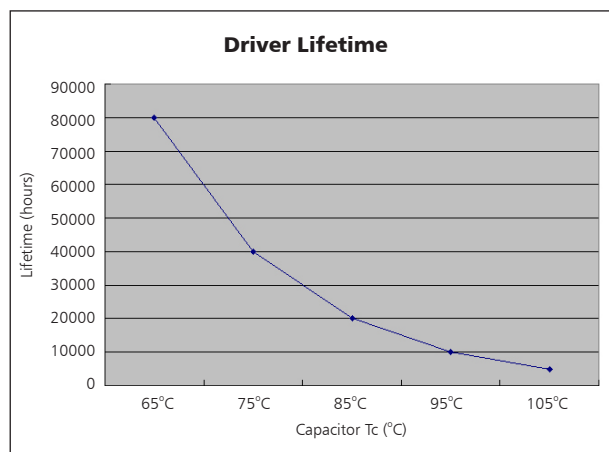
UNIT: cd

- C0/180, 102.9 deg
- C30/210, 102.9 deg
- C60/240, 103.0 deg
- C90/270, 103.0 deg

AVERAGE BEAM ANGLE (50%): 102.9DEG

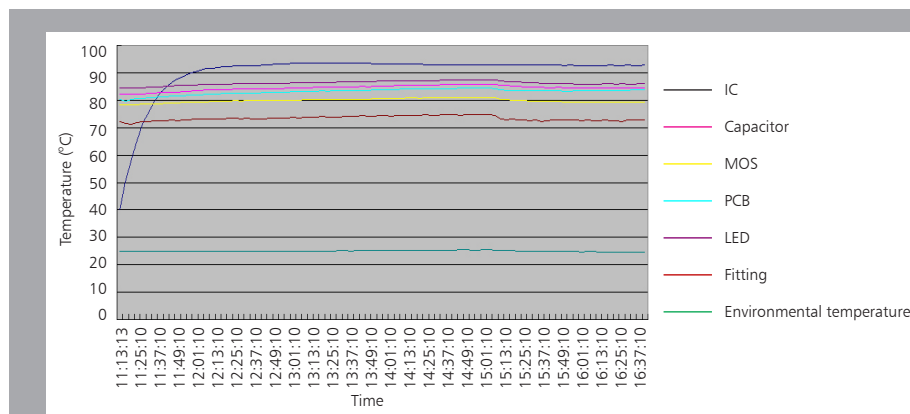


## Driver lifetime & LED light decay rate



## Temperature

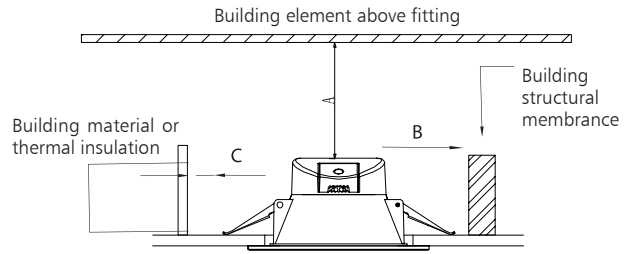
- The testing is operated at 25°C
- The lifetime of capacitor, minimum of 5,000 hours if operated at 105°C, will be doubled whenever the temperature drops 10°C
- The highest withstand temperature of IC, MOS could be 120°C
- The highest withstand temperature of LED junction temperature is 150°C



The driver lifespan is based on capacitor working temperature.

# Installation

Install requirements	
A-gap above the fitting	25mm
B-gap to the building material	25mm
C-gap to the thermal insulation	25mm



<p>Ceiling Opening</p> <p style="text-align: right;">1</p>	<p style="text-align: right;">2</p>
<p>A. Hold back spring clips</p> <p>B. Push downlight into position</p> <p style="text-align: right;">3</p>	<p>Spring Clips</p> <p>Ceiling</p> <p style="text-align: right;">4</p>

# Packaging Information

	SIZE(CM)	N.W/pc (KGS)	G.W.(KGS)	Q'TY(PCS)
Carton	55*55*16	0.17	11.9	50

	CTNS	Q'TY(PCS)	VOLUME(CBM)
20" standard container	566	28300	28
40" standard container	1132	56600	56

