



UPSHINE®



Technical Application
Guide for UP-SHINE
LED Scoop Downlight
UP-DL31-6-35W

Introduction



Up-shine COB downlight is unique designed with reflector and COB high power LED chip. ADC12 die-casting aluminium profile provides excellent thermal dissipation. Adjustable lighting direction provides all possible lighting effects. Isolated driver solution both in dimmable and non-dimmable version achieves great dimming compatibility with worldwide brand dimmers.

- Up to 70% energy saving compared to standard CFL
- Long lifetime of 40,000 hours
- Dimmable when using triac dimmer
- 24°/45°/60° wide beam angle
- Ø160-170mm cutout
- CCT: 3000K 4000K
5000K 5700K
- No UV/IR light
- Environment friendly, without Mercury or any other hazardous substances

Application notes

- IP20 for indoor use only
- Professional electrician for installation only
- Switch off before installation
- Do not touch when in use
- Keep away from hot steam and corrosive gas

Application Areas

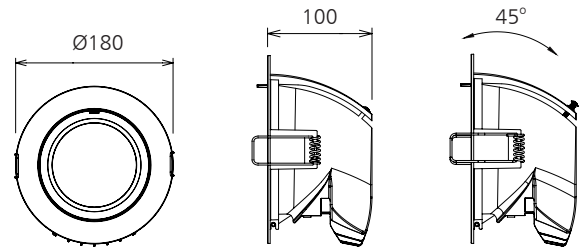
It is designed for general lighting applications in office, supermarket, shop, school, hotel, etc. It is also widely used for public areas, such as stairway, lobby, reception, corridors etc.

Certificate

CE RoHS SAA



Product Information



Technical Specifications

Model	Voltage	Power	Power Factor	Lumen (±5%)	Beam angle	CCT	Lifespan	CRI	Dimmable	Dimension
UP-DL31-6-35W	AC100-240V	35W	≥0.9	2500	24°/45°/60°	3000K	40000h	≥80	No	Ø180*100mm cutout Ø160-170mm
UP-DL31-6-35W	AC100-240V	35W	≥0.9	2595	24°/45°/60°	4000K	40000h	≥80	No	Ø180*100mm cutout Ø160-170mm
UP-DL31-6-35W	AC100-240V	35W	≥0.9	2690	24°/45°/60°	5000K	40000hs	≥80	No	Ø180*100mm cutout Ø160-170mm
UP-DL31-6-35W	AC100-240V	35W	≥0.9	2715	24°/45°/60°	6000K	40000h	≥80	No	Ø180*100mm cutout Ø160-170mm
UP-DL31-6-35W-D	AC230V	35W	≥0.9	2555	24°/45°/60°	3000K	40000h	≥80	Yes	Ø180*100mm cutout Ø160-170mm
UP-DL31-6-35W-D	AC230V	35W	≥0.9	2485	24°/45°/60°	4000K	40000h	≥80	Yes	Ø180*100mm cutout Ø160-170mm
UP-DL31-6-35W-D	AC230V	35W	≥0.9	2730	24°/45°/60°	5000K	40000h	≥80	Yes	Ø180*100mm cutout Ø160-170mm
UP-DL31-6-35W-D	AC230V	35W	≥0.9	2645	24°/45°/60°	6000K	40000h	≥80	Yes	Ø180*100mm cutout Ø160-170mm

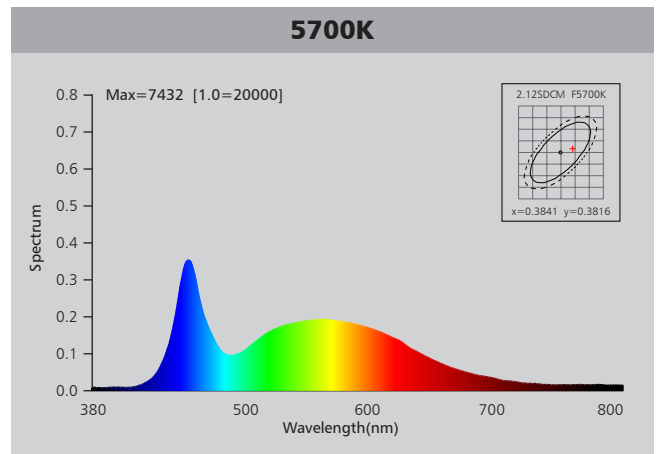
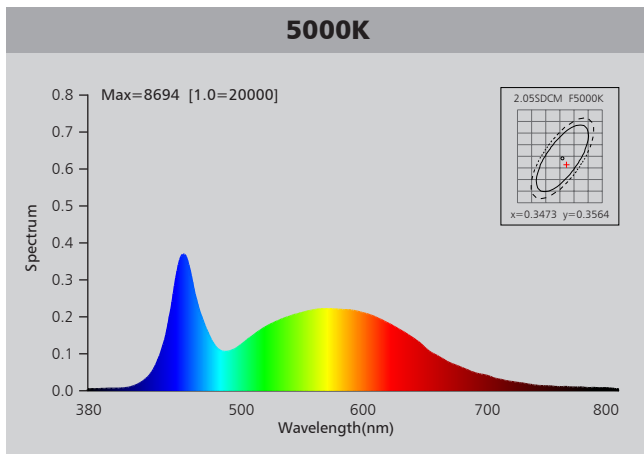
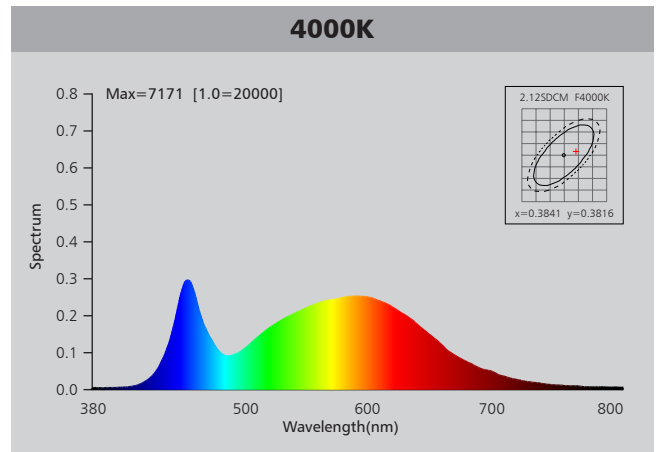
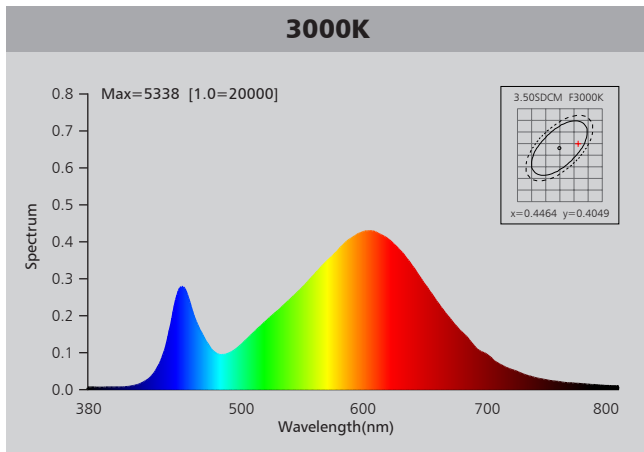
Driver data Sheet

Driver data	DIM	Non dim
Input rated Voltage	AC230V	AC100-240V
Frequency	50Hz	50/60Hz
Input Voltage	AC200-240V	AC85-265V
Efficiency	≥85%	≥87%
Total load Wattage	35W±5%	35W±5%
Power Factor	≥0.9	≥0.9
Rated input current	≤0.2A	≤0.39A
Full load output Voltage	DC29-33V	DC29-33V
Rated output current	1000mA	1000mA
Output current range	1000mA±5%	1000mA±5%
Power tolerance	±5%	±5%
Current output tolerance	±5%	±5%
Dimming range	8%-100%	—
Dimmer	Triac dimmers	—
Short circuit protection	PASS	PASS
Over voltage protection	PASS	PASS
Over temperature protection	PASS	PASS
Withstand voltage	AC3750V	AC3750V

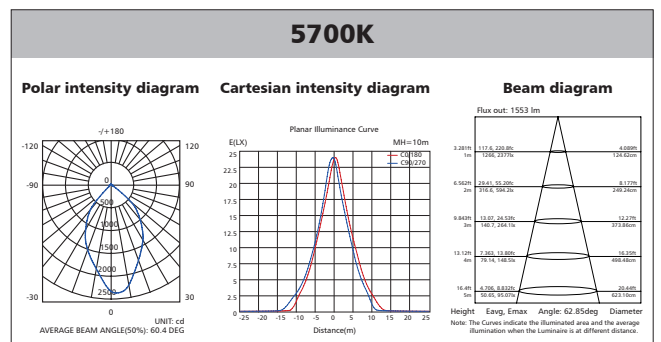
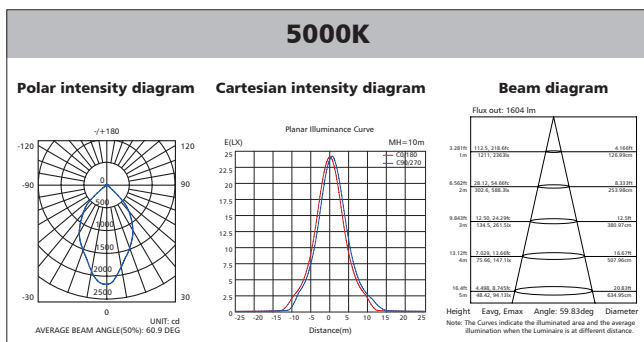
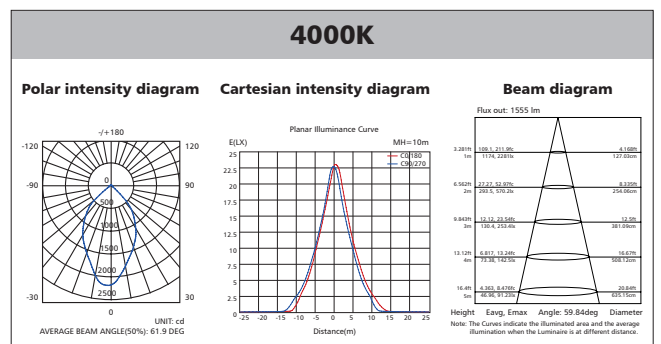
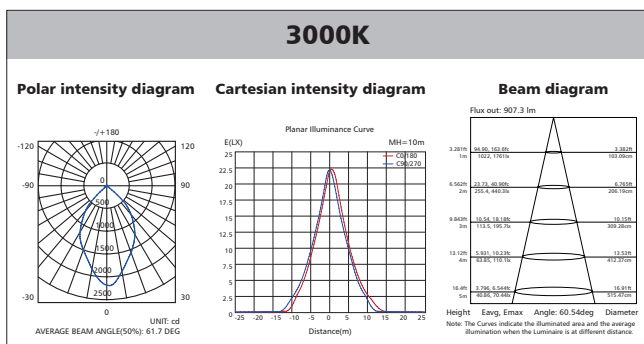
Fixture Compatibility

Rated Wattage	Electrical Classification	Ingress Protection	Operating Temp	Operating Humidity	Storage Temp
35W	II	IP20	-20°C~45°C	0~90%	-20°C~65°C

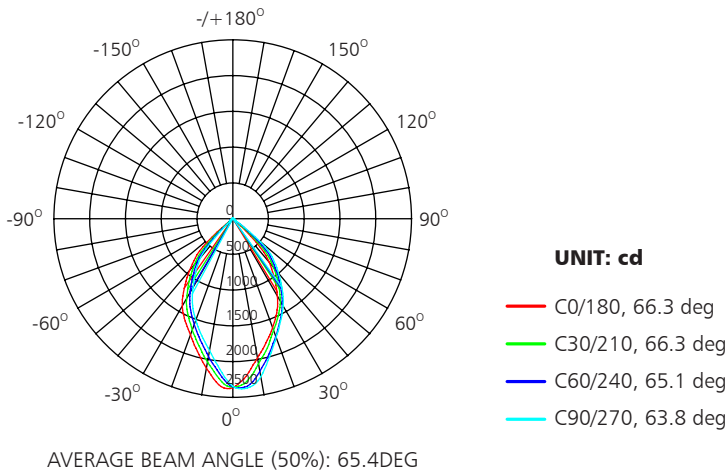
Spectral Distribution



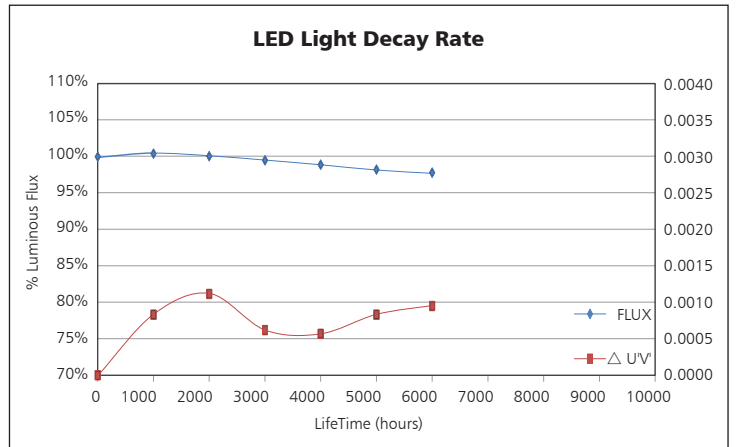
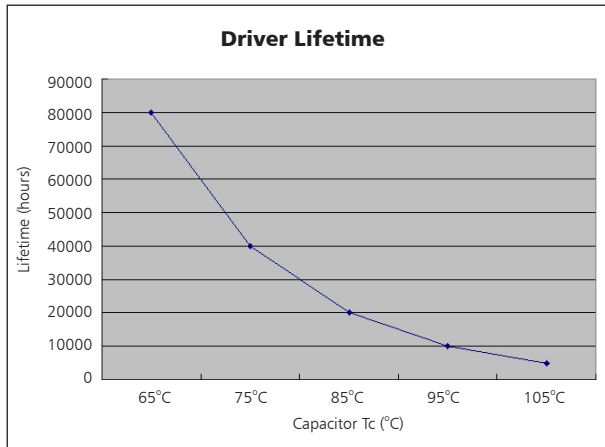
Photometric Diagram



Polar Diagram Comparison



Driver lifetime & LED light decay rate



Temperature

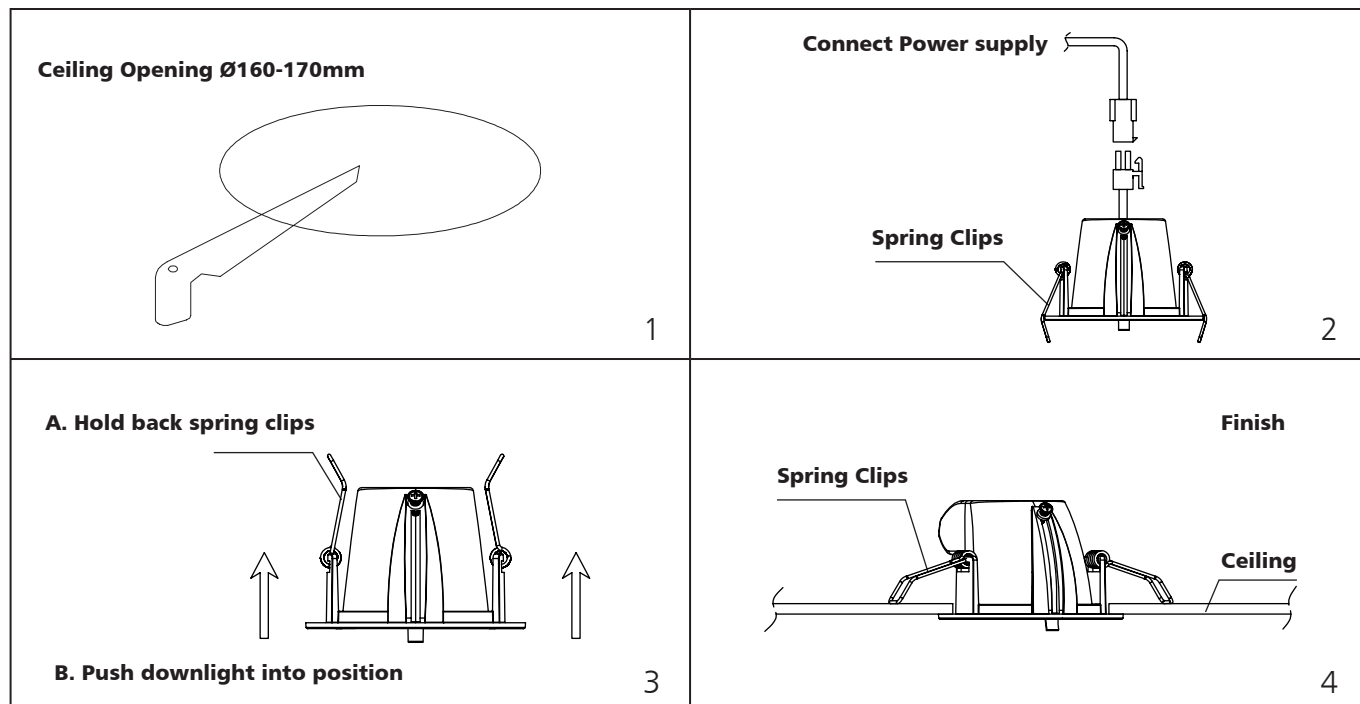
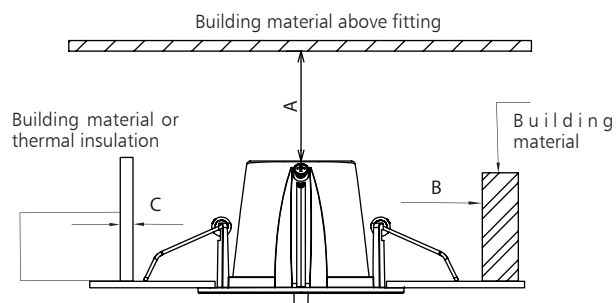
- The testing is operated at 25°C
- The lifetime of capacitor, minimum of 5,000 hours if operated at 105°C, will be doubled whenever the temperature drops 10°C
- The highest withstand temperature of IC, MOS could be 120°C
- The highest withstand temperature of LED junction temperature is 150°C

Time	IC	MOS	PCB	LED	Transformer	Fitting	Environmental temperature
11:46:42	75	65	80	85	60	55	25
12:00:31	75	65	80	85	60	55	25
12:14:31	75	65	80	85	60	55	25
12:28:31	75	65	80	85	60	55	25
12:42:31	75	65	80	85	60	55	25
12:56:31	75	65	80	85	60	55	25
13:10:31	75	65	80	85	60	55	25
13:24:31	75	65	80	85	60	55	25
13:38:31	75	65	80	85	60	55	25
14:06:31	75	65	80	85	60	55	25
14:20:31	75	65	80	85	60	55	25
14:34:31	75	65	80	85	60	55	25
14:48:31	75	65	80	85	60	55	25
15:02:31	75	65	80	85	60	55	25
15:16:31	75	65	80	85	60	55	25
15:30:31	75	65	80	85	60	55	25
15:44:31	75	65	80	85	60	55	25
15:58:31	75	65	80	85	60	55	25
16:12:31	75	65	80	85	60	55	25

The driver lifespan is based on capacitor working temperature.

Installation

Install requirements	
A-gap above the fitting	25mm
B-gap to the building material	25mm
C-gap to the thermal insulation	25mm



Packaging Information

	SIZE(CM)	N.W/pc (KGS)	G.W.(KGS)	Q'TY(PCS)
Carton	66*44.5*26	1.41	18	12

	CTNS	Q'TY(PCS)	VOLUME(CBM)
20" standard container	360	4320	28
40" standard container	720	8640	56

