



UPSHINE®



# Technical Application Guide for UP-SHINE LED Scoop Downlight

UP-DL31-2.5-13W

# Introduction



Up-shine COB downlight is unique designed with reflector and COB high power LED chip. ADC12 die-casting aluminium profile provides excellent thermal dissipation. Adjustable lighting direction provides all possible lighting effects. Isolated driver solution both in dimmable and non-dimmable version achieves great dimming compatibility with worldwide brand dimmers.

- Up to 70% energy saving compared to standard CFL
- Long lifetime of 40,000 hours
- Dimmable when using triac dimmer
- 24°/60° wide beam angle
- Ø85-88mm cutout
- CCT: 3000K 4000K  
5000K 5700K
- No UV/IR light
- Environment friendly, without Mercury or any other hazardous substances

## Application notes

- IP20 for indoor use only
- Professional electrician for installation only
- Switch off before installation
- Do not touch when in use
- Keep away from hot steam and corrosive gas

## Application Areas

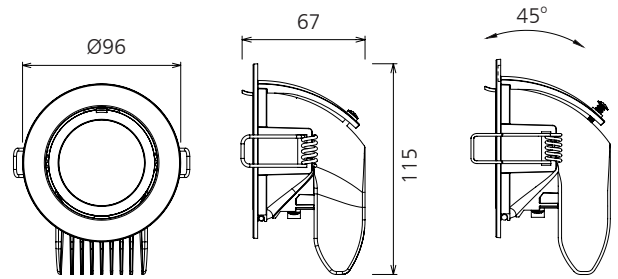
It is designed for general lighting applications in office, supermarket, shop, school, hotel, etc. It is also widely used for public areas, such as stairway, lobby, reception, corridors etc.

## Certificate

CE RoHS SAA



# Product Information



## Technical Specifications

Model	Voltage	Power	Power Factor	Lumen (±5%)	Beam angle	CCT	Lifespan	CRI	Dimmable	Dimension
UP-DL31-2.5-13W	AC100-240V	13W	≥0.9	850	24°/60°	3000K	40000h	≥80	No	Ø96*115*67mm cutout Ø85-88mm
UP-DL31-2.5-13W	AC100-240V	13W	≥0.9	890	24°/60°	4000K	40000h	≥80	No	Ø96*115*67mm cutout Ø85-88mm
UP-DL31-2.5-13W	AC100-240V	13W	≥0.9	855	24°/60°	5000K	40000h	≥80	No	Ø96*115*67mm cutout Ø85-88mm
UP-DL31-2.5-13W	AC100-240V	13W	≥0.9	945	24°/60°	5700K	40000h	≥80	No	Ø96*115*67mm cutout Ø85-88mm
UP-DL31-2.5-13W-D	AC230V	13W	≥0.9	810	24°/60°	3000K	40000h	≥80	Yes	Ø96*115*67mm cutout Ø85-88mm
UP-DL31-2.5-13W-D	AC230V	13W	≥0.9	845	24°/60°	4000K	40000h	≥80	Yes	Ø96*115*67mm cutout Ø85-88mm
UP-DL31-2.5-13W-D	AC230V	13W	≥0.9	790	24°/60°	5000K	40000h	≥80	Yes	Ø96*115*67mm cutout Ø85-88mm
UP-DL31-2.5-13W-D	AC230V	13W	≥0.9	940	24°/60°	5700K	40000h	≥80	Yes	Ø96*115*67mm cutout Ø85-88mm

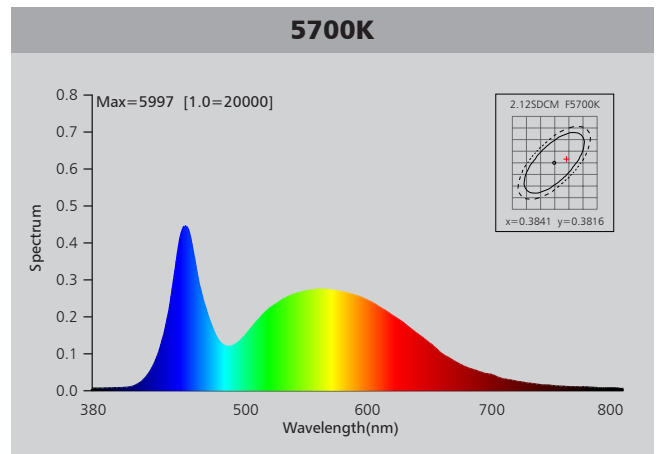
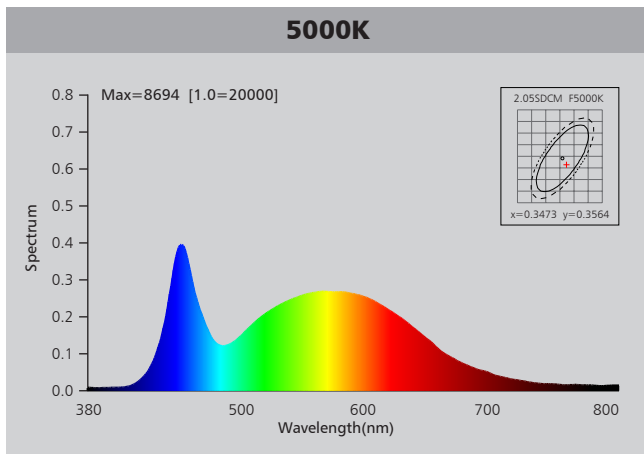
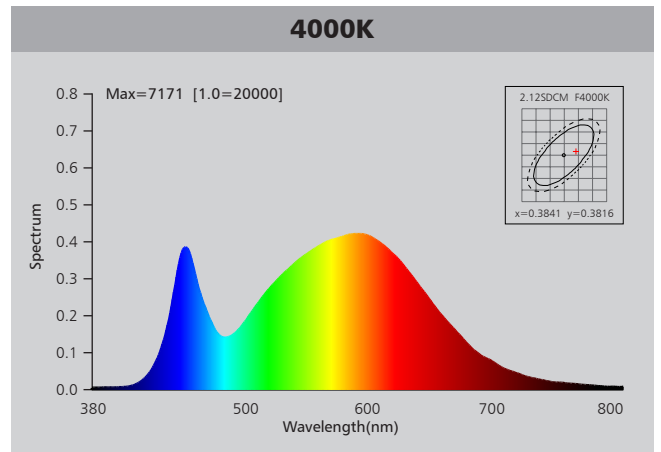
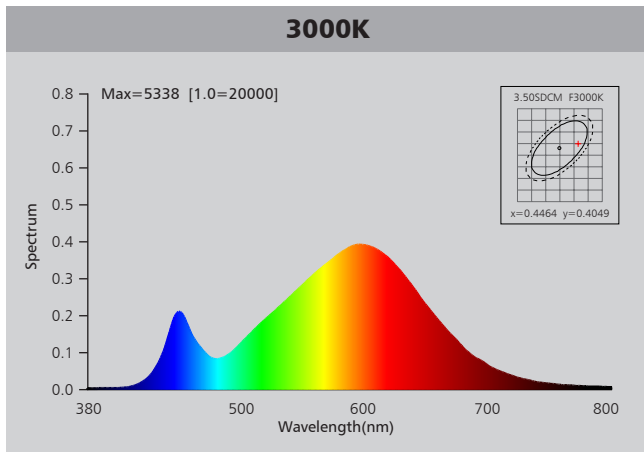
## Driver data Sheet

Driver data	DIM	Non dim
Input rated Voltage	AC230V	AC100-240V
Frequency	50Hz	50/60Hz
Input Voltage	AC200-240V	AC85-265V
Efficiency	≥78%	≥86%
Total load Wattage	13W±5%	13W±5%
Power Factor	≥0.9	≥0.9
Rated input current	≤0.07A	≤0.15A
Full load output Voltage	DC29-33V	DC29-33V
Rated output current	330mA	350mA
Output current range	330mA±5%	350mA±5%
Power tolerance	±5%	±5%
Current output tolerance	±5%	±5%
Dimming range	8%-100%	——
Dimmer	Triac dimmers	——
Short circuit protection	PASS	PASS
Over voltage protection	PASS	PASS
Over temperature protection	PASS	PASS
Withstand voltage	AC3750V	AC3750V

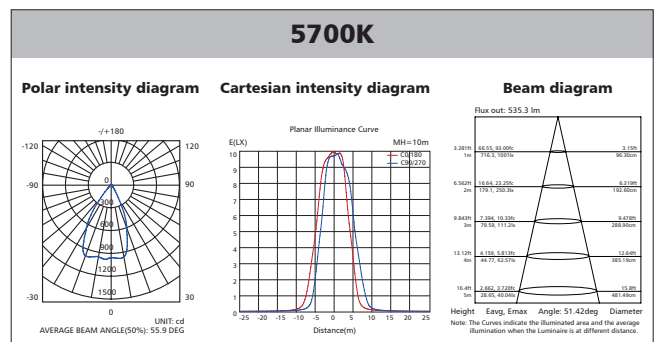
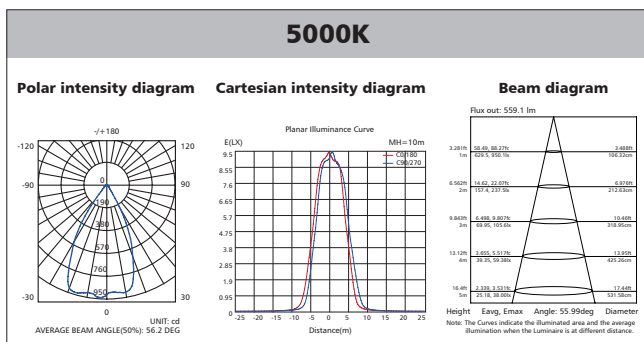
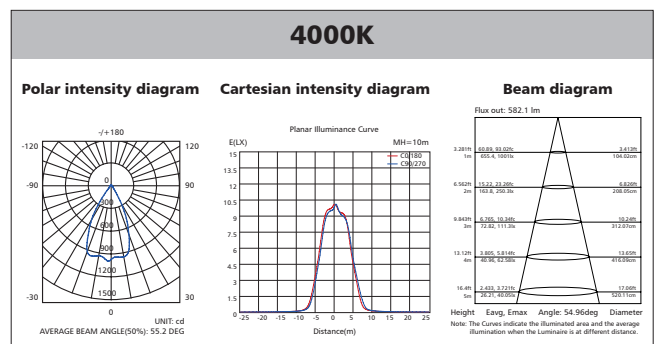
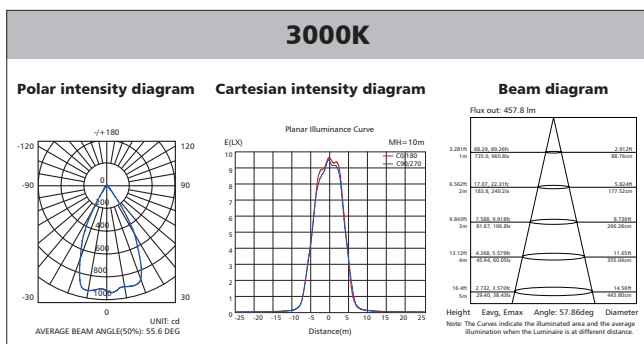
## Fixture Compatibility

Rated Wattage	Electrical Classification	Ingress Protection	Operating Temp	Operating Humidity	Storage Temp
13W	II	IP20	-20°C~45°C	0~90%	-20°C~65°C

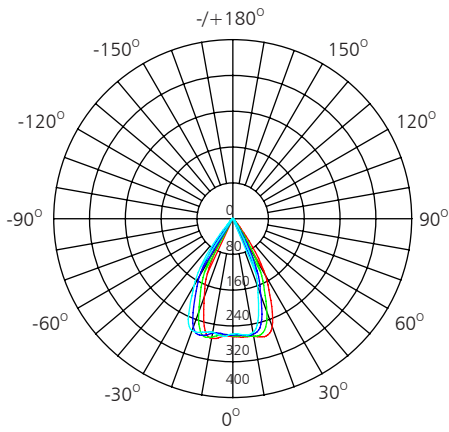
# Spectral Distribution



# Photometric Diagram



# Polar Diagram Comparison



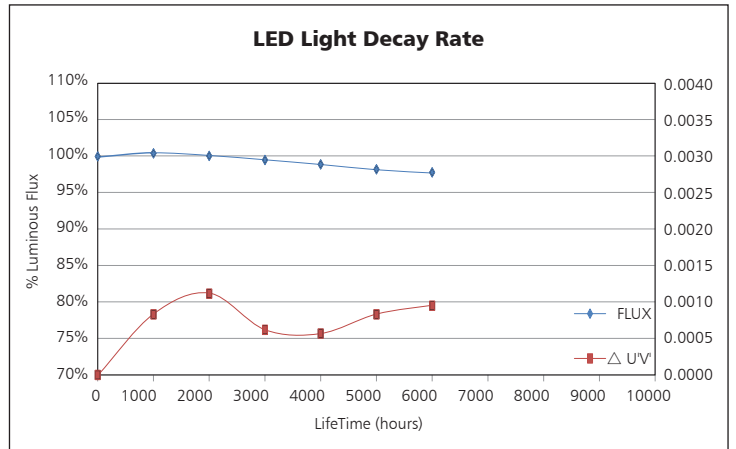
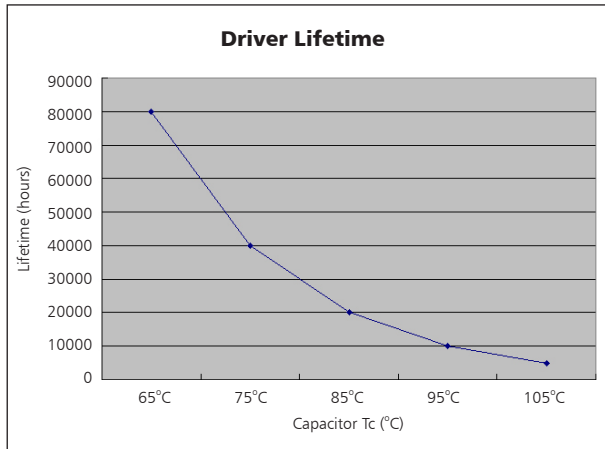
UNIT: cd

- C0/180, 55.7 deg
- C30/210, 55.5 deg
- C60/240, 55.7 deg
- C90/270, 56.6 deg

AVERAGE BEAM ANGLE (50%): 55.9DEG

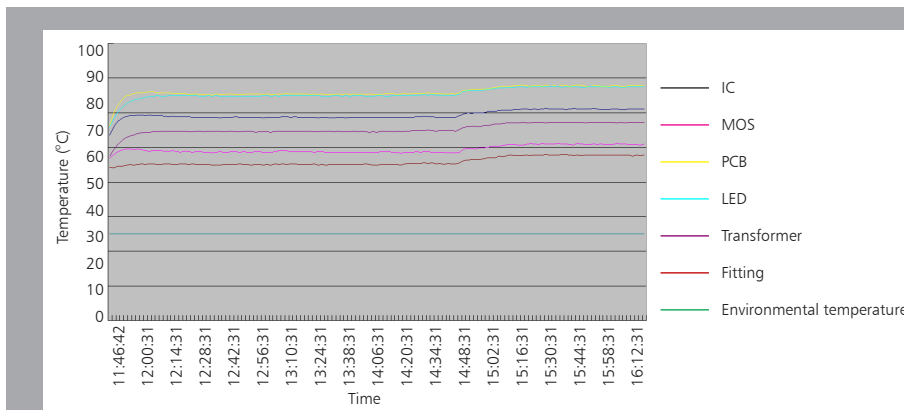


# Driver lifetime & LED light decay rate



# Temperature

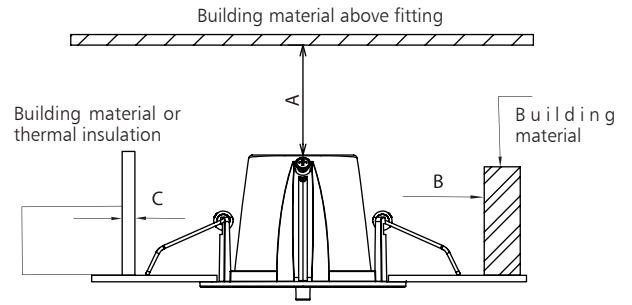
- The testing is operated at 25°C
- The lifetime of capacitor, minimum of 5,000 hours if operated at 105°C, will be doubled whenever the temperature drops 10°C
- The highest withstand temperature of IC, MOS could be 120°C
- The highest withstand temperature of LED junction temperature is 150°C



The driver lifespan is based on capacitor working temperature.

# Installation

Install requirements	
A-gap above the fitting	25mm
B-gap to the building material	25mm
C-gap to the thermal insulation	25mm



<p><b>Ceiling Opening Ø85-88mm</b></p> <p>1</p>	<p><b>Connect Power supply</b></p> <p>2</p>
<p><b>A. Hold back spring clips</b></p> <p><b>B. Push downlight into position</b></p> <p>3</p>	<p><b>Finish</b></p> <p>4</p>

# Packaging Information

	SIZE(CM)	N.W/pc (KGS)	G.W.(KGS)	Q'TY(PCS)
Carton	50*44*25	0.47	13	24

	CTNS	Q'TY(PCS)	VOLUME(CBM)
20" standard container	500	12000	28
40" standard container	1000	24000	56

