



UPSHINE®



Technical Application
Guide for UP-SHINE
LED Downlight
UP-DL22-4-25W

Introduction



Up-shine COB downlight is unique designed with reflector and COB high power LED chip. ADC12 Aluminum profile provides excellent thermal dissipation. Short heatsink designed for any ceiling installations. Isolated driver solution both in dimmable and non-dimmable version achieves great dimming compatibility with worldwide brand dimmers.

- Up to 70% energy saving compared to standard CFL
- Long lifetime of 40,000 hours
- Triac dim, 0-10V dim, DALI dim
- 24°/45°/60° wide beam angle
- 120-130mm cutout
- CCT: 3000K 4000K
5000K 5700K
- No UV/IR light
- Environment friendly, without Mercury or any other hazardous substances

Application notes

- IP20/IP44 for indoor use only
- Professional electrician for installation only
- Switch off before installation
- Do not touch when in use
- Keep away from hot steam and corrosive gas

Application Areas

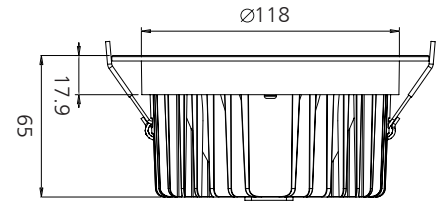
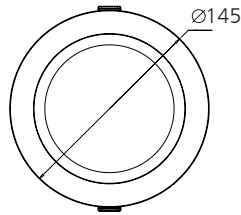
It is designed for general lighting applications in office, supermarket, shop, school, hotel, etc. It is also widely used for public areas, such as stairway, lobby, reception, corridors etc.

Certificate

CE RoHS SAA



Product Information



Technical Specifications

| Model | Voltage | Power | Power Factor | Lumen (±5%) | Beam angle | CCT | Lifespan | CRI | Dimmable | Dimension |
|-----------------|------------|-------|--------------|-------------|-------------|-------|----------|-----|----------|----------------------------|
| UP-DL22-4-25W | AC100-240V | 25W | ≥0.9 | 1830 | 24°/45°/60° | 3000K | 40000h | ≥80 | No | Ø145*65mm cutout 120-130mm |
| | | | | 1840 | | 4000K | | | | |
| | | | | 1850 | | 5000K | | | | |
| | | | | 1870 | | 5700K | | | | |
| UP-DL22-4-25W-D | AC230V | 25W | ≥0.9 | 1750 | 24°/45°/60° | 3000K | 40000h | ≥80 | Yes | Ø145*65mm cutout 120-130mm |
| | | | | 1780 | | 4000K | | | | |
| | | | | 1800 | | 5000K | | | | |
| | | | | 1820 | | 5700K | | | | |

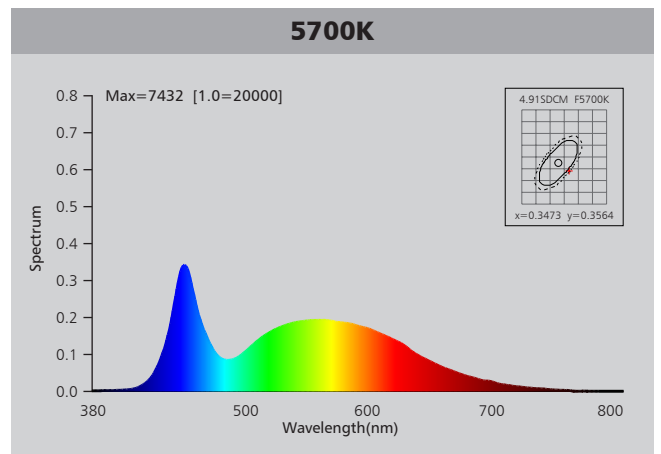
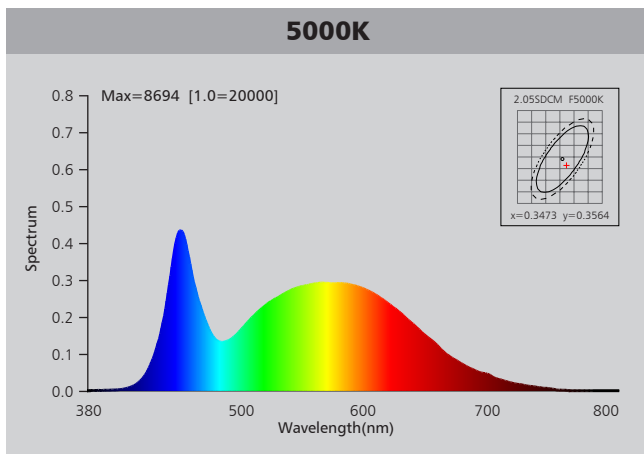
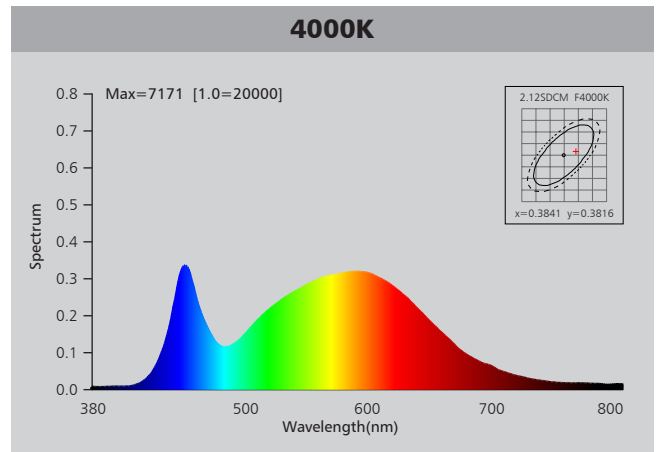
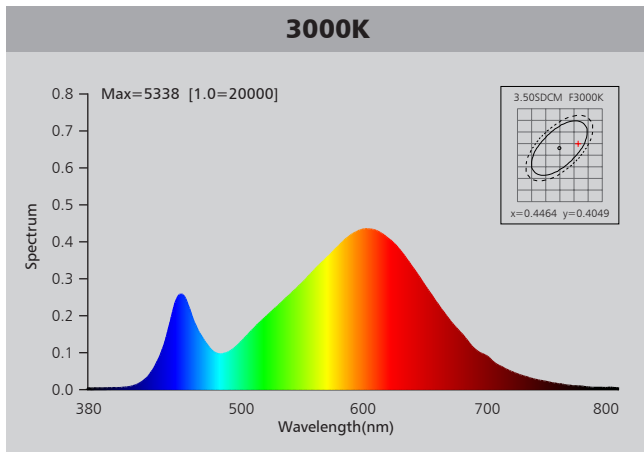
Driver data Sheet

| Driver data | DIM | Non dim |
|-----------------------------|---------------|------------|
| Input rated Voltage | AC230V | AC100-240V |
| Frequency | 50Hz | 50/60Hz |
| Input Voltage | AC200-240V | AC85-265V |
| Efficiency | ≥85% | ≥87% |
| Total load Wattage | 25W±5% | 25W±5% |
| Power Factor | ≥0.9 | ≥0.9 |
| Rated input current | ≤0.13A | ≤0.28A |
| Full load output Voltage | DC29-33V | DC29-33V |
| Rated output current | 700mA | 700mA |
| Output current range | 700mA±5% | 700mA±5% |
| Power tolerance | ±5% | ±5% |
| Current output tolerance | ±5% | ±5% |
| Dimming range | 8%-100% | —— |
| Dimmer | Triac dimmers | —— |
| Short circuit protection | PASS | PASS |
| Over voltage protection | PASS | PASS |
| Over temperature protection | PASS | PASS |
| Withstand voltage | AC3750V | AC3750V |

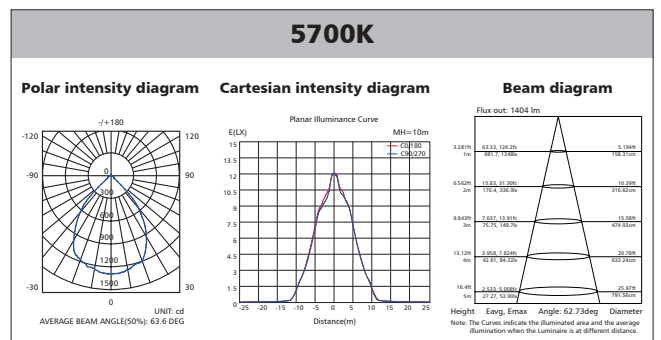
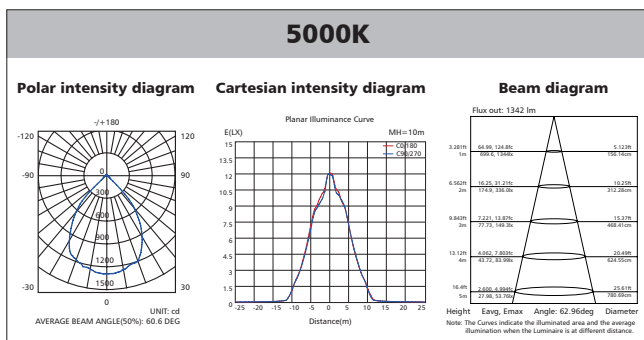
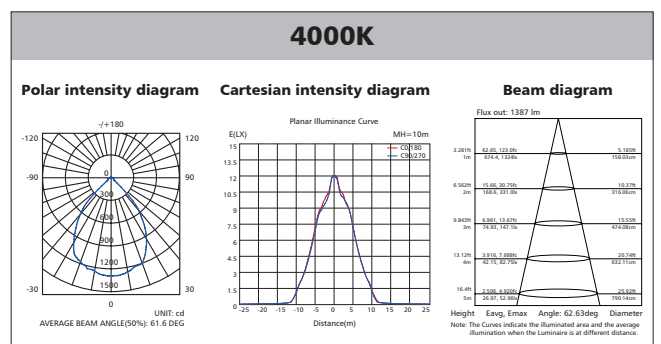
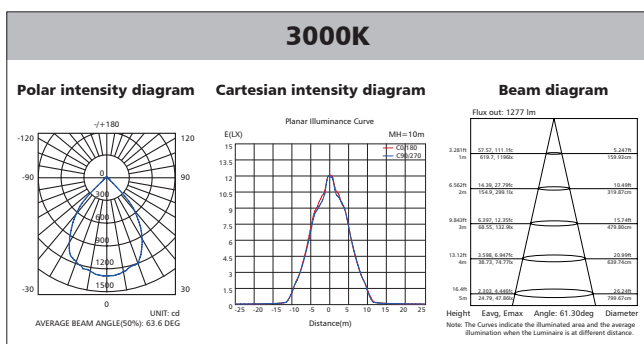
Fixture Compatibility

| Rated Wattage | Electrical Classification | Ingress Protection | Operating Temp | Operating Humidity | Storage Temp |
|---------------|---------------------------|--------------------|----------------|--------------------|--------------|
| 25W | II | IP20/IP44 | -20°C~45°C | 0~90% | -20°C~65°C |

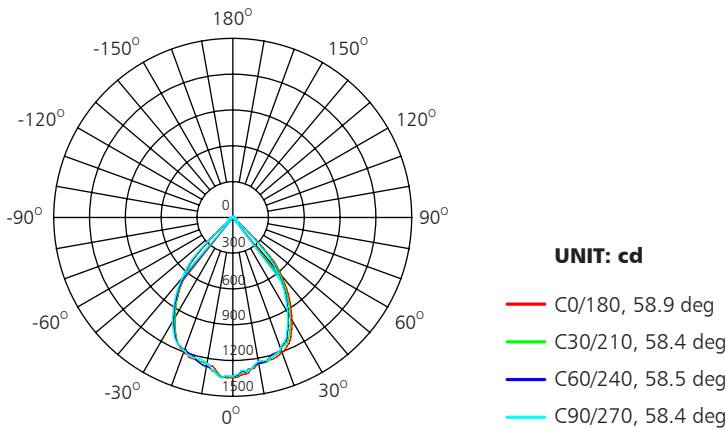
Spectral Distribution



Photometric Diagram



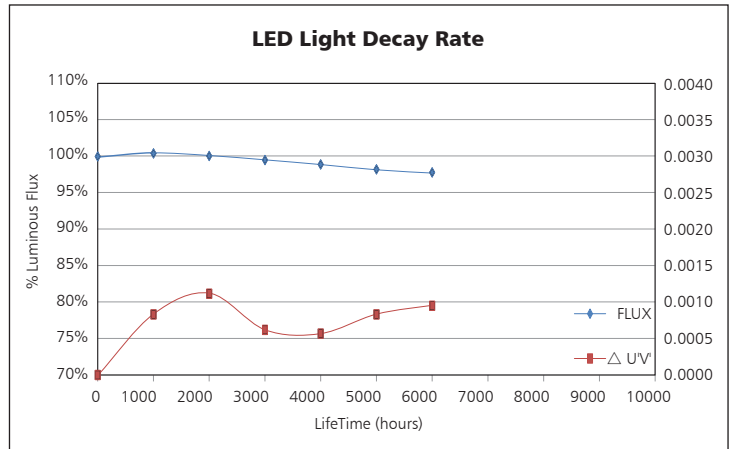
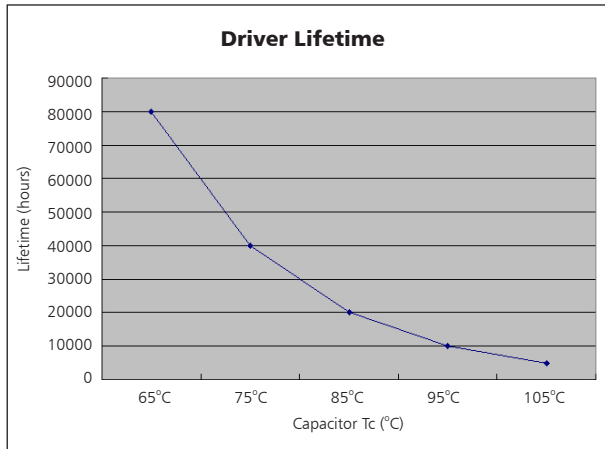
Polar Diagram Comparison



AVERAGE BEAM ANGLE (50%): 58.4DEG

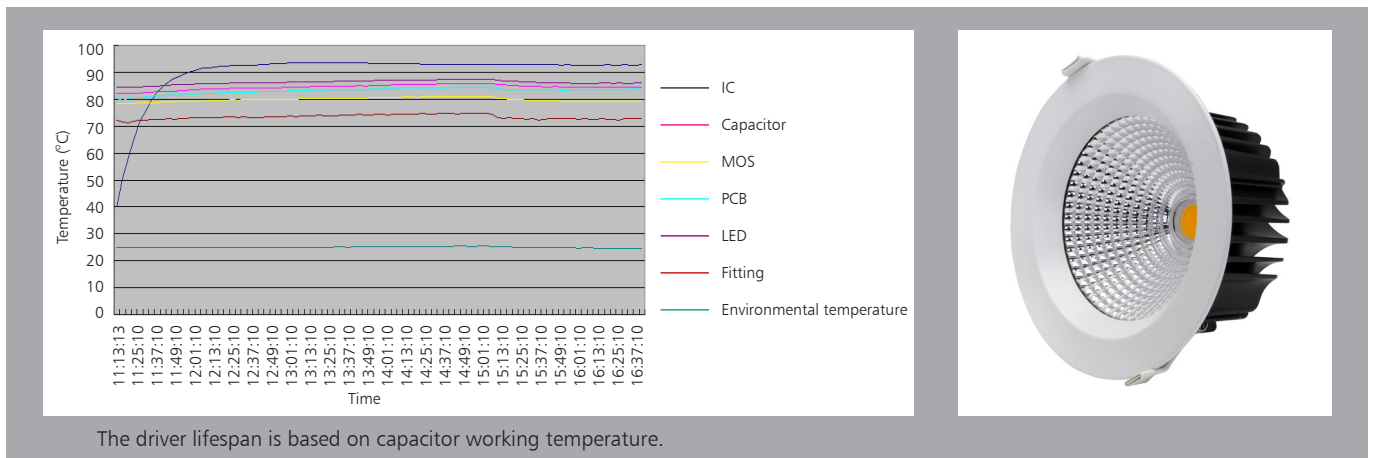


Driver lifetime & LED light decay rate



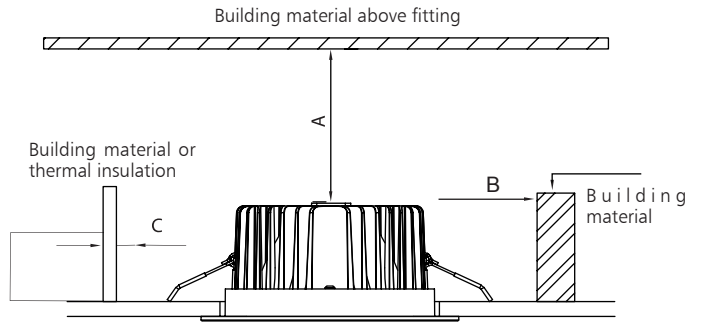
Temperature

- The testing is operated at 25°C
- The lifetime of capacitor, minimum of 5,000 hours if operated at 105°C, will be doubled whenever the temperature drops 10°C
- The highest withstand temperature of IC, MOS could be 120°C
- The highest withstand temperature of LED junction temperature is 150°C



Installation

| Install requirements | |
|---------------------------------|------|
| A-gap above the fitting | 25mm |
| B-gap to the building material | 25mm |
| C-gap to the thermal insulation | 25mm |



| | |
|---|--|
| <p>Ceiling Opening Ø120-130mm</p> <p style="text-align: right;">1</p> | <p>Connect Power supply</p> <p style="text-align: right;">2</p> |
| <p>A. Hold back spring clips</p> <p>B. Push downlight into position</p> <p style="text-align: right;">3</p> | <p>Finish</p> <p style="text-align: right;">4</p> |

Packaging Information

| | SIZE(CM) | N.W/pc (KGS) | G.W.(KGS) | Q'TY(PCS) |
|--------|----------|--------------|-----------|-----------|
| Carton | 35*33*59 | 0.6 | 14.86 | 20 |

| | CTNS | Q'TY(PCS) | VOLUME(CBM) |
|------------------------|------|-----------|-------------|
| 20" standard container | 405 | 8100 | 28 |
| 40" standard container | 811 | 16220 | 56 |

