



Up-shine[®] Lighting



Technical Application
Guide for UP-SHINE
LED Downlight

UP-DL102-3-8W-D

Introduction



LED downlight which comply with IC-4 certification requirements. Integrated driver structure is more convenient for installation. The front cover and heat sink is a whole entity which can improve heat dissipation performance. The front of lamp with slight curve surface design is not only with softer appearance but also a better sense of touch compared with similar products. IP54 waterproof from front side, it can be widely applied to damp applications.

- Up to 70% energy saving compared to standard CFL
- Long lifetime of 40,000 hours
- Dimmable with triac dimmer
- 90° wide beam angle
- 90-95mm cutout
- CCT: 3000K 4000K
5000K 5700K
- No UV/IR light
- Environment friendly, without Mercury or any other hazardous substances

Application notes

- IP54 for indoor use only
- Professional electrician for installation only
- Switch off before installation
- Do not touch when in use
- Keep away from hot steam and corrosive gas

Application Areas

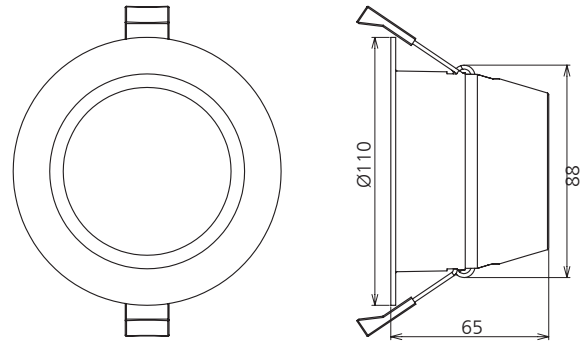
It is designed for general lighting applications in office, supermarket, shop, school, hotel, etc. It is also widely used for public areas, such as stairway, lobby, reception, corridors etc.

Certificate

CE RoHS



Product Information



Technical Specifications

Model	Voltage	Power	Power Factor	Lumen (±5%)	Beam angle	CCT	Lifespan	CRI	Dimmable	Dimension
UP-DL102-3-8W-D	AC230V	8W	≥0.9	600	90°	3000K	40000h	≥80	Yes	Ø110*65mm cutout 90-95mm
UP-DL102-3-8W-D	AC230V	8W	≥0.9	615	90°	4000K	40000h	≥80	Yes	Ø110*65mm cutout 90-95mm
UP-DL102-3-8W-D	AC230V	8W	≥0.9	625	90°	5000K	40000h	≥80	Yes	Ø110*65mm cutout 90-95mm
UP-DL102-3-8W-D	AC230V	8W	≥0.9	640	90°	5700K	40000h	≥80	Yes	Ø110*65mm cutout 90-95mm

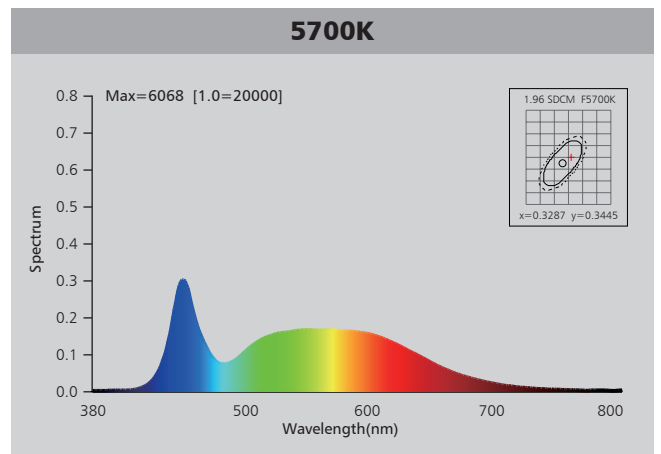
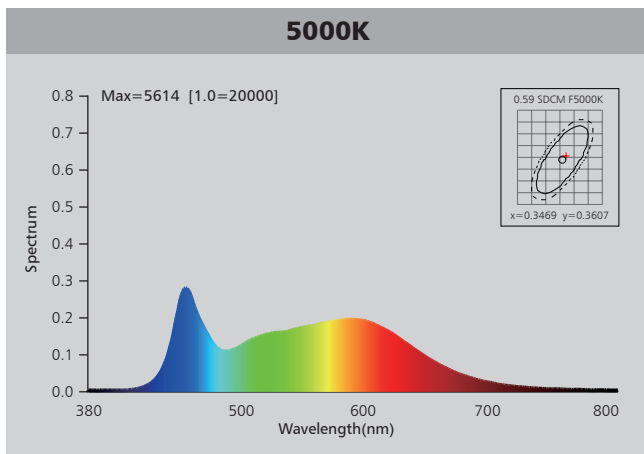
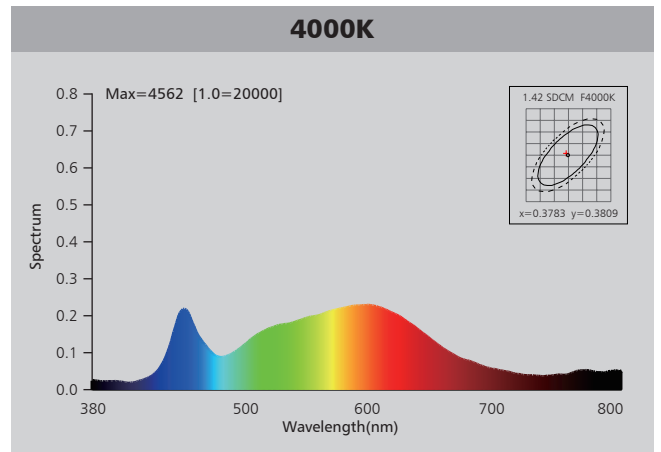
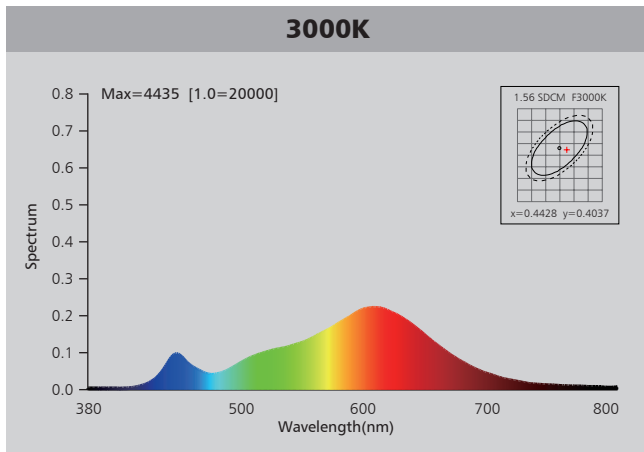
Driver data Sheet

Driver data	DIM
Input rated Voltage	AC230V
Frequency	50Hz
Input Voltage	AC200-240V
Efficiency	≥83%
Total load Wattage	8W±0.5W
Power Factor	≥0.9
Rated input current	≤0.05A
Full load output Voltage	DC55-65V
Rated output current	120mA
Output current range	120mA±5%
Power tolerance	±5%
Current output tolerance	±5%
Dimming range	8%-100%
Dimmer	Triac dimmers
Short circuit protection	PASS
Over voltage protection	PASS
Over temperature protection	PASS
Withstand voltage	—

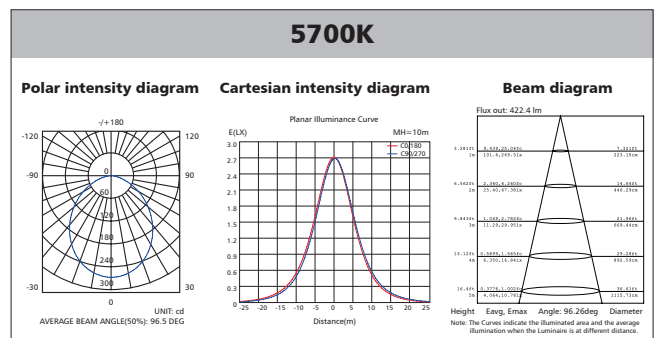
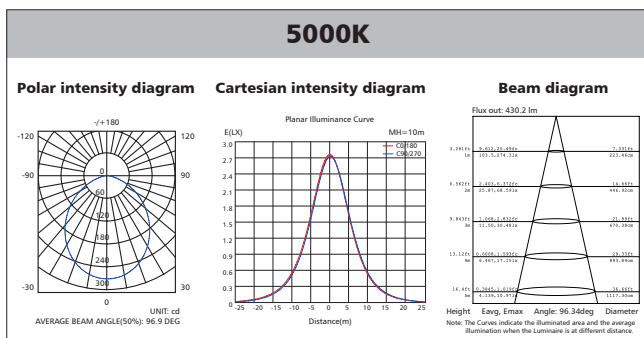
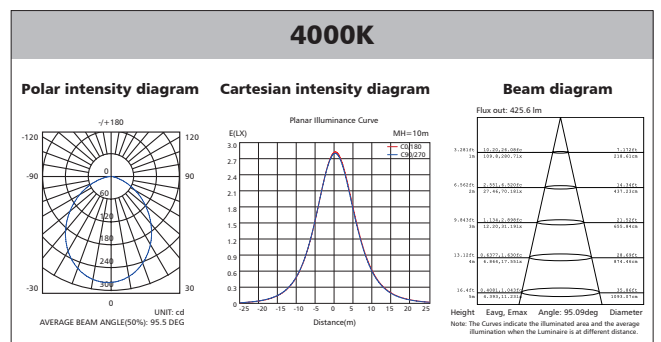
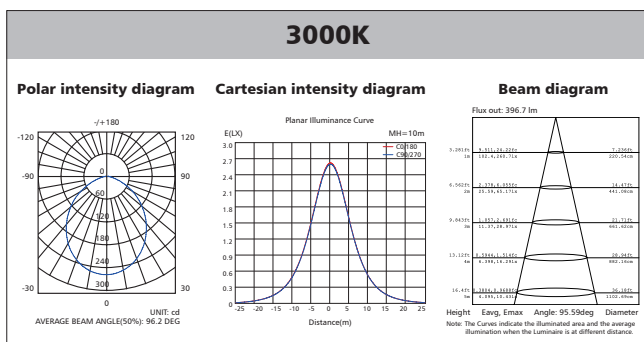
Fixture Compatibility

Rated Wattage	Electrical Classification	Ingress Protection	Operating Temp	Operating Humidity	Storage Temp
8W	II	IP54	-20°C~45°C	0~90%	-20°C~65°C

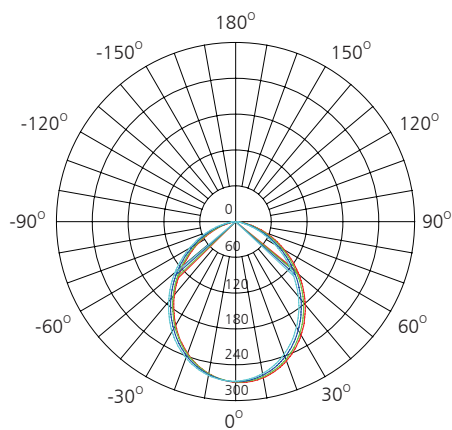
Spectral Distribution



Photometric Diagram



Polar Diagram Comparison



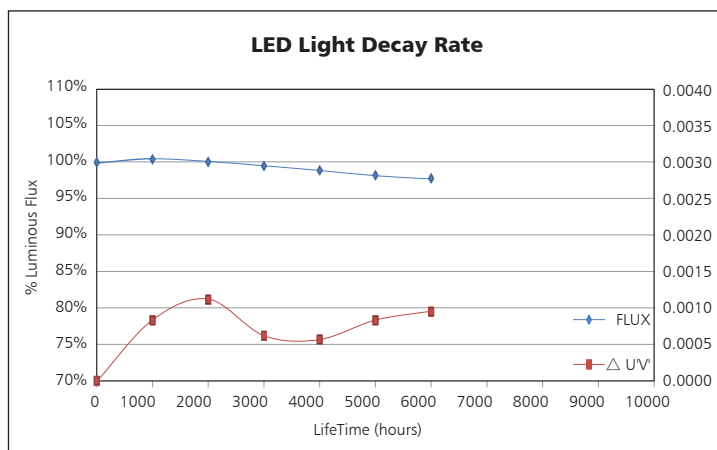
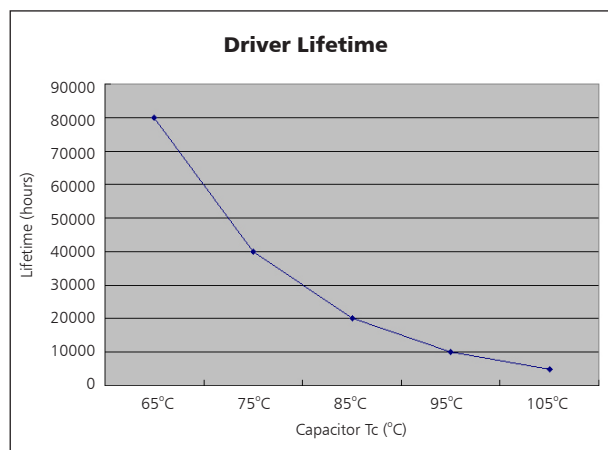
UNIT: cd

- C0/180, 96.5 deg
- C30/210, 96.5 deg
- C60/240, 96.6 deg
- C90/270, 96.6 deg

AVERAGE BEAM ANGLE (50%): 96.5DEG

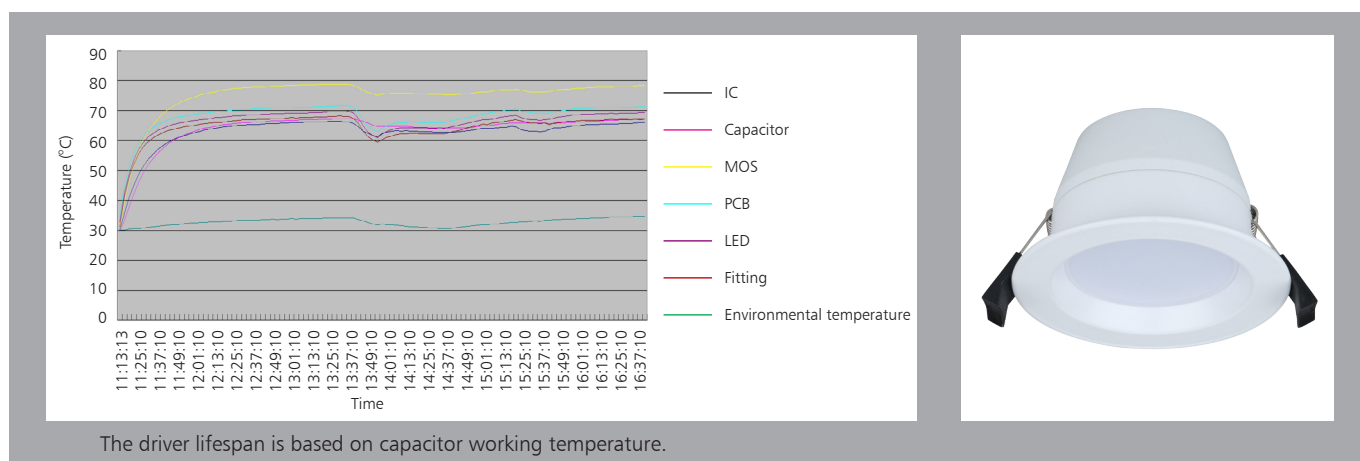


Driver lifetime & LED light decay rate



Temperature

- The testing is operated at 25°C
- The lifetime of capacitor, minimum of 5,000 hours if operated at 105°C, will be doubled whenever the temperature drops 10°C
- The highest withstand temperature of IC, MOS could be 120°C
- The highest withstand temperature of LED junction temperature is 150°C

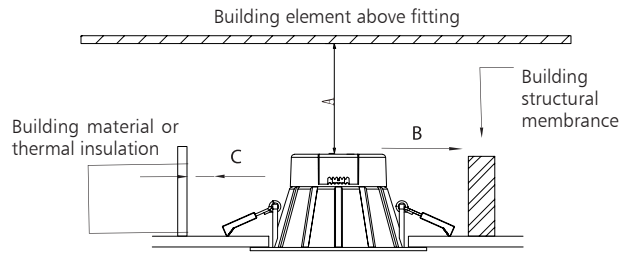


The driver lifespan is based on capacitor working temperature.

Installation

Install requirements	
A-gap above the fitting	25mm
B-gap to the building material	25mm
C-gap to the thermal insulation	25mm

Fig 1: Installation Spacing



<p>1. Open a hole according to the cutout size of led downlight.</p>	<p>2. Use screw-driver to open the driver terminal cover on the back of downlight, feed the main AC wire L, N. in terminal block respectively, then fix the cover back.</p>
<p>3. Hold back the spring clip then push the downlight into the hole.</p>	<p>4. Make sure the downlight fixed tightly in ceiling, turn on the power (Fig 1).</p>

Packaging Information

	SIZE(CM)	N.W/pc (KGS)	G.W.(KGS)	Q'TY(PCS)
Carton	48.5*37*29.5	0.22	12	36

	CTNS	Q'TY(PCS)	VOLUME(CBM)
20" standard container	518	18648	28
40" standard container	1036	37296	56

