



UPSHINE®



Technical Application Guide for UP-SHINE LED Downlight

UP-CL59-3-13W-C3


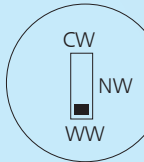
UP-CL59-3-13W-P3



Introduction



Slide switch for color selection



Creating fantastic atmosphere by flexible CCT changing between warm white, natural white and day light, the color changing downlights are controlled by slide switch, which aims at reducing your stock by different color temperature and enables end users to choose suitable color for different applications freely. Once a color has been selected, you can also dim by triac dimmers, it is compatible with worldwide famous dimmers. 8~100% dimming range, smooth dimming effect and brightness changing, no flickering. Your ideal choice!

- Up to 70% energy saving compared to standard CFL
- Long lifetime of 40,000 hours
- Triac dim
- 90°wide beam angle
- 90-100mm cutout
- CCT: 2700K 4000K 5700K
- No UV/IR light
- Environment friendly, without Mercury or any other hazardous substances

Application notes

- IP20/IP44 for indoor use only
- Professional electrician for installation only
- Switch off before installation
- Do not touch when in use
- Keep away from hot steam and corrosive gas

Application Areas

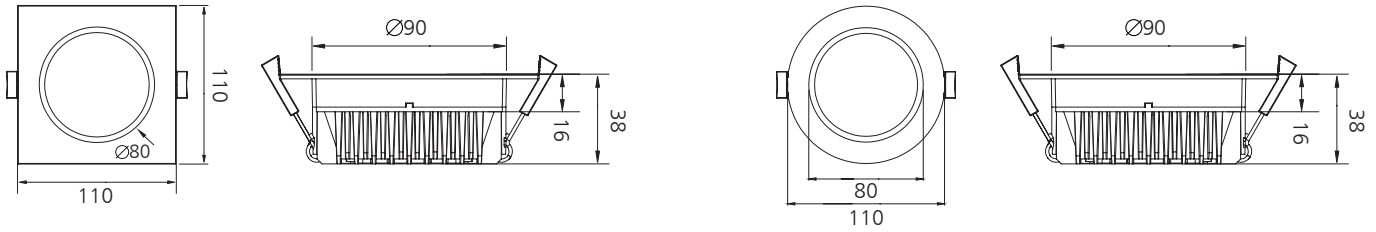
It is designed for general lighting applications in office, supermarket, shop, school, hotel, etc. It is also widely used for public areas, such as stairway, lobby, reception, corridors etc.

Certificate

CE RoHS SAA



Product Information



Technical Specifications

Model	Voltage	Power	Power Factor	Lumen (±5%)	CCT	Beam angle	Lifespan	CRI	Dimmable	Dimension
UP-CL59-3-13W-C3	AC100-240V	13W	≥0.9	920	2700K	90°	40,000h	≥80	No	Ø110*38mm cutout 90-100mm
				1120	4000K					
				950	5700K					
UP-CL59-3-13W-P3	AC230V	13W	≥0.9	900	2700K	90°	40,000h	≥80	Yes	Ø110*38mm cutout 90-100mm
				1070	4000K					
				920	5700K					

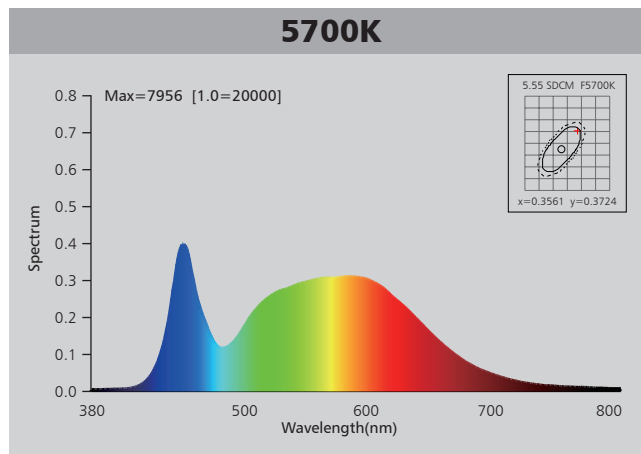
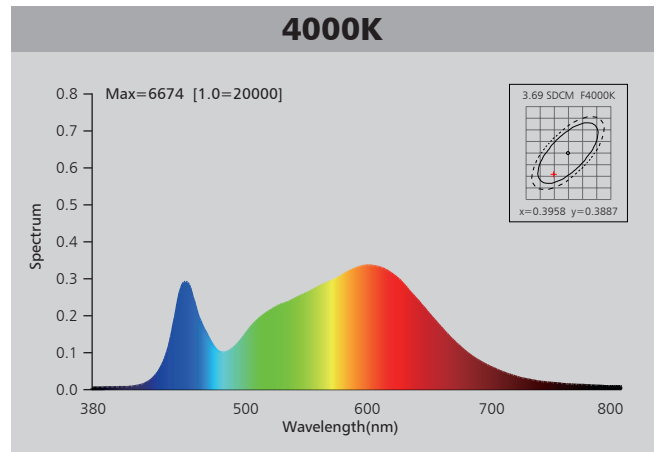
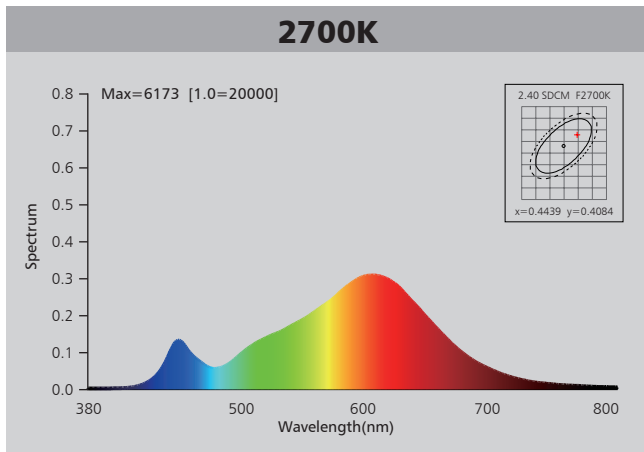
Driver data Sheet

Driver data	DIM	Non dim
Input rated Voltage	AC230V	AC100-240V
Frequency	50Hz	50/60Hz
Input Voltage	AC200-240V	AC85-265V
Efficiency	≥78%	≥82%
Total load Wattage	13W±1W	13W±1W
Power Factor	≥0.9	≥0.9
Rated input current	≤0.08A	≤0.15A
Full load output Voltage	DC35-38V	DC35-38V
Rated output current	270mA	300mA
Output current range	270mA±5%	300mA±5%
Power tolerance	±5%	±5%
Current output tolerance	±5%	±5%
Dimming range	8%-100%	—
Dimmer	Triac dimmers	—
Short circuit protection	PASS	PASS
Over voltage protection	PASS	PASS
Over temperature protection	PASS	PASS
Withstand voltage	AC3000V	AC3000V

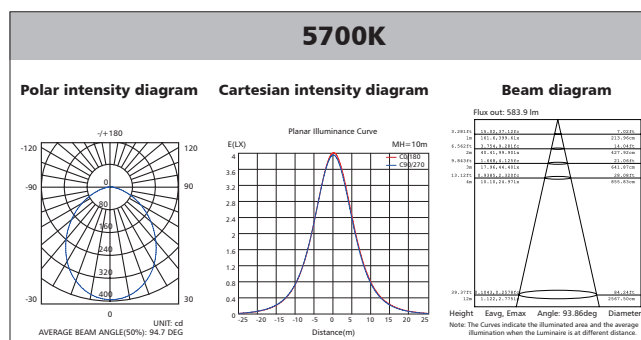
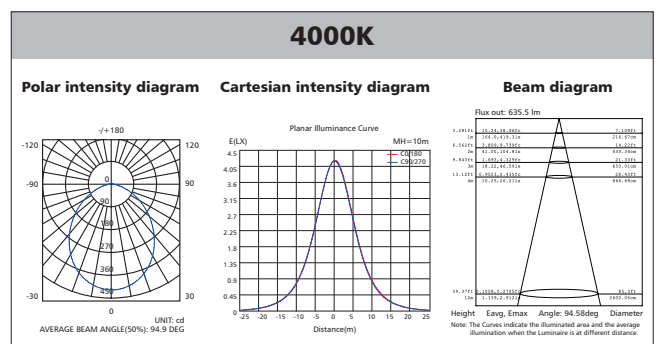
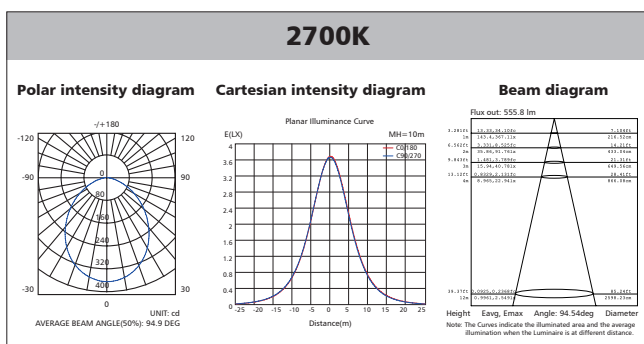
Fixture Compatibility

Rated Wattage	Electrical Classification	Ingress Protection	Operating Temp	Operating Humidity	Storage Temp
13W	II	IP20/IP44	-20°C~45°C	0~90%	-20°C~65°C

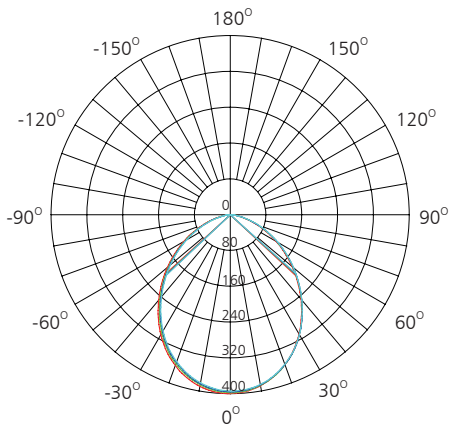
Spectral Distribution



Photometric Diagram



Polar Diagram Comparison



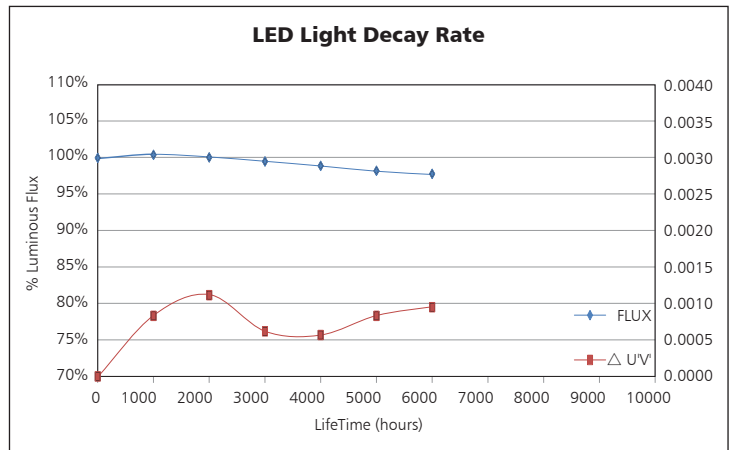
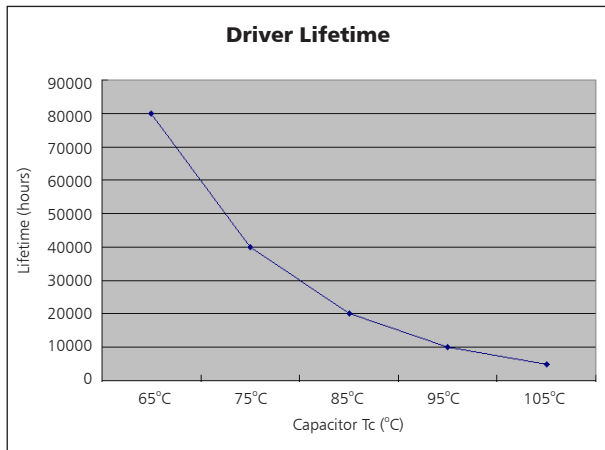
UNIT: cd

- C0/180, 94.7 deg
- C30/210, 94.2 deg
- C60/240, 94.1 deg
- C90/270, 94.7 deg

AVERAGE BEAM ANGLE (50%): 94.7DEG

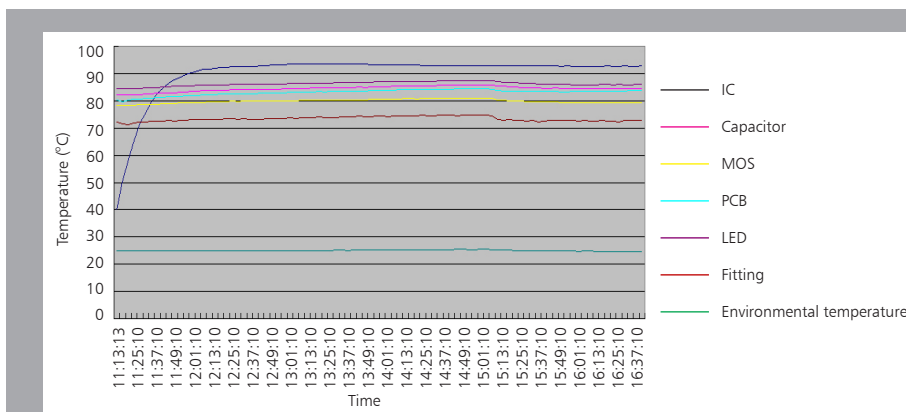


Driver lifetime & LED light decay rate



Temperature

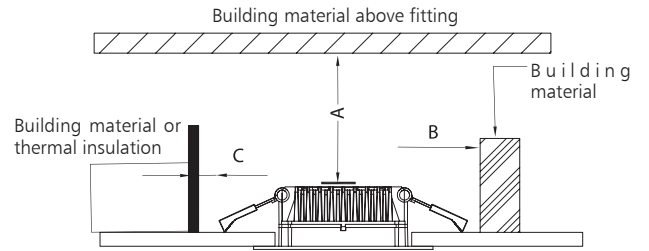
- The testing is operated at 25°C
- The lifetime of capacitor, minimum of 5,000 hours if operated at 105°C, will be doubled whenever the temperature drops 10°C.
- The highest withstand temperature of IC, MOS could be 120°C
- The highest withstand temperature of LED junction temperature is 150°C



The driver lifespan is based on capacitor working temperature.

Installation

Install requirements	
A-gap above the fitting	25mm
B-gap to the building material	25mm
C-gap to the thermal insulation	25mm



<p>Ceiling Opening</p> <p style="text-align: right;">1</p>	<p>Connect Power supply</p> <p style="text-align: right;">2</p>
<p>A. Hold back spring clips</p> <p>B. Push downlight into position</p> <p style="text-align: right;">3</p>	<p>Finish</p> <p style="text-align: right;">4</p>

Packaging Information

	SIZE(CM)	N.W/pc (KGS)	G.W.(KGS)	Q'TY(PCS)
Carton	48.5*37*20	0.26	9.8	24

	CTNS	Q'TY(PCS)	VOLUME(CBM)
20" standard container	755	18120	28
40" standard container	1510	36240	56

