



UPSHINE®



Technical Application
Guide for UP-SHINE
LED Downlight
UP-CL59-2.5-10W

Introduction



Up-shine SMD LED Down light adopts high lumen SMD LED, PMMA diffuser with even light output. White, silver, chrome surface treatments are available for wide choice. Triac dimmable, 0-10V dimmable and DALI dimmable version share great popularity by excellent dimming effect.

- Up to 70% energy saving compared to standard CFL
- Long lifetime of 40,000 hours
- Triac dim, 0-10V dim
- 90° wide beam angle
- 70-75mm cutout
- CCT: 3000K 4000K
5000K 5700K
- No UV/IR light
- Environment friendly, without Mercury or any other hazardous substances

Application notes

- IP20/IP44 for indoor use only
- Professional electrician for installation only
- Switch off before installation
- Do not touch when in use
- Keep away from hot steam and corrosive gas

Application Areas

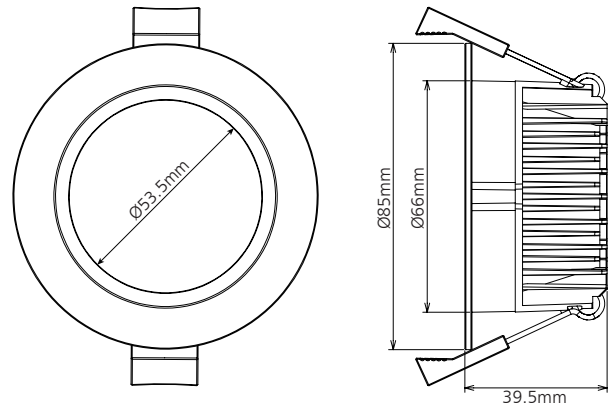
It is designed for general lighting applications in office, supermarket, shop, school, hotel, etc. It is also widely used for public areas, such as stairway, lobby, reception, corridors etc.

Certificate

CE **RoHS** **SAA**



Product Information



Technical Specifications

Model	Voltage	Power	Power Factor	Lumen (±5%)	CCT	Beam angle	Lifespan	CRI	Dimmable	Dimension
UP-CL59-2.5-10W	AC100-240V	10W	≥0.9	685	3000K	90°	40,000h	≥80	No	Ø85*39.5mm cutout 70-75mm
				700	4000K					
				720	5000K					
				730	5700K					
UP-CL59-2.5-10W-D	AC230V	10W	≥0.9	640	3000K	90°	40,000h	≥80	Yes	Ø85*39.5mm cutout 70-75mm
				660	4000K					
				700	5000K					
				710	5700K					

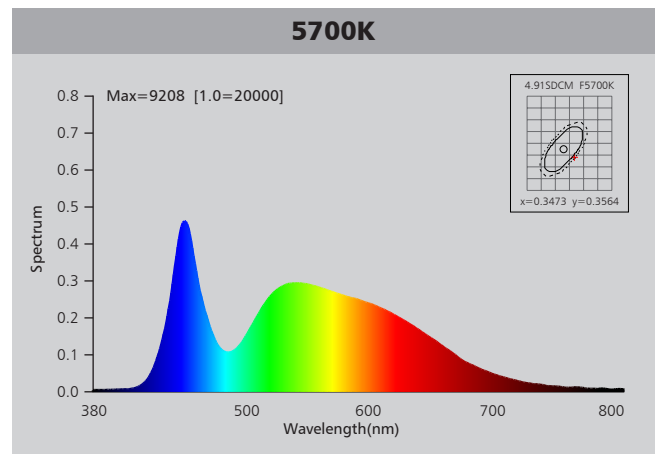
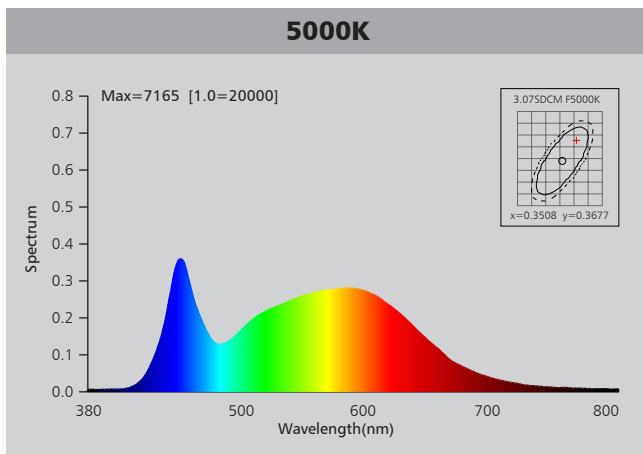
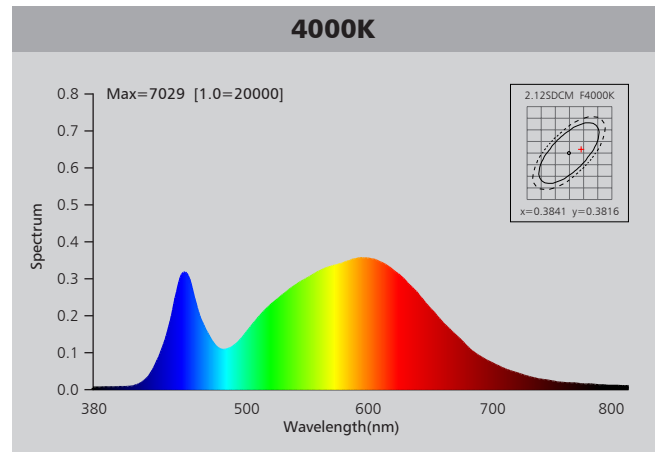
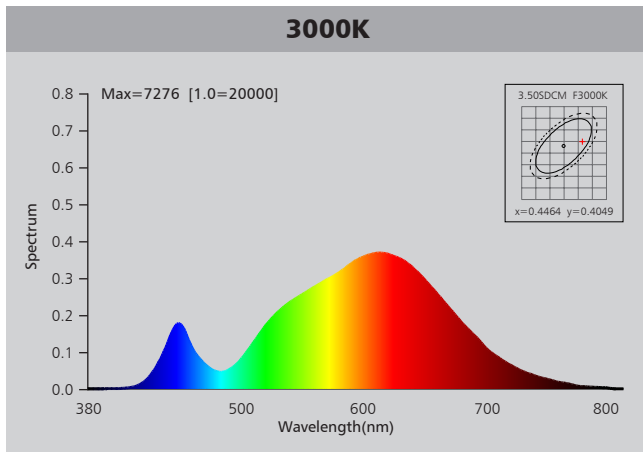
Driver data Sheet

Driver data	DIM	Non dim
Input rated Voltage	AC230V	AC100-240V
Frequency	50Hz	50/60Hz
Input Voltage	AC200-240V	AC85-265V
Efficiency	≥78%	≥86%
Total load Wattage	10W±1W	10W±1W
Power Factor	≥0.9	≥0.9
Rated input current	≤0.05A	≤0.12A
Full load output Voltage	DC29-33V	DC29-33V
Rated output current	250mA	280mA
Output current range	250mA±5%	280mA±5%
Power tolerance	±5%	±5%
Current output tolerance	±5%	±5%
Dimming range	8%-100%	——
Dimmer	Triac dimmers	——
Short circuit protection	PASS	PASS
Over voltage protection	PASS	PASS
Over temperature protection	PASS	PASS
Withstand voltage	AC3750V	AC3750V

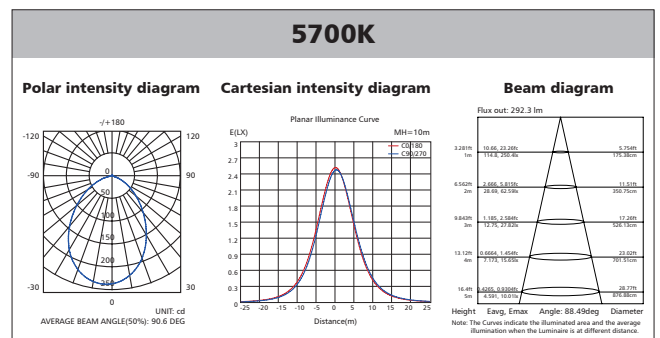
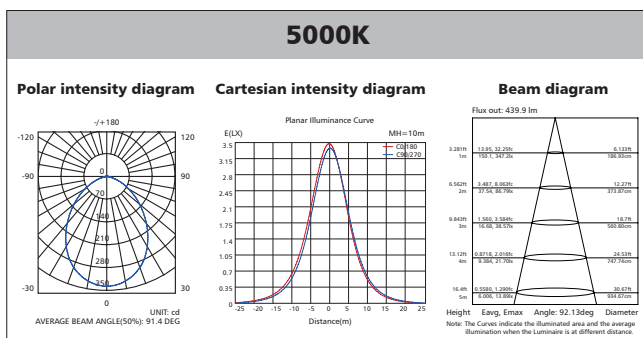
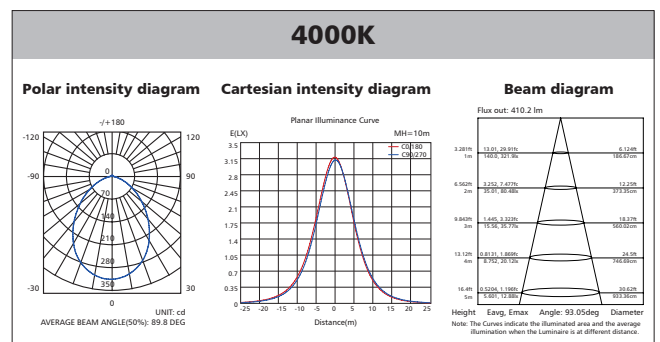
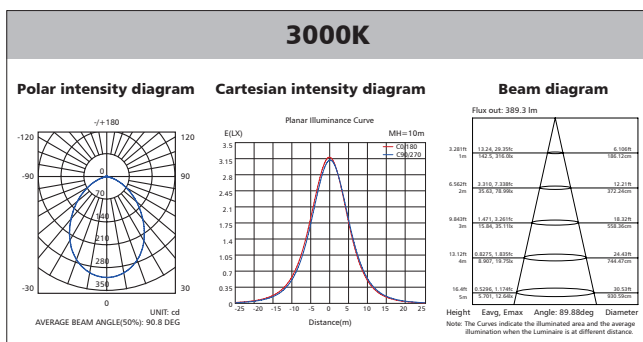
Fixture Compatibility

Rated Wattage	Electrical Classification	Ingress Protection	Operating Temp	Operating Humidity	Storage Temp
10W	II	IP20/IP44	-20°C~45°C	0~90%	-20°C~65°C

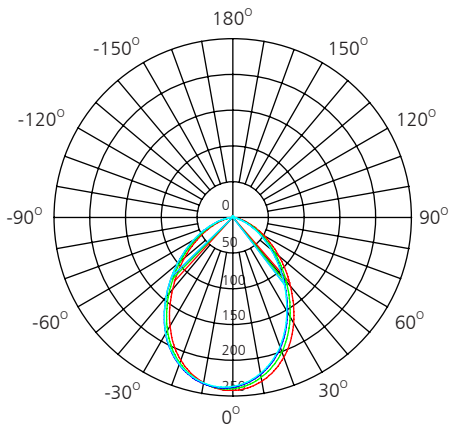
Spectral Distribution



Photometric Diagram



Polar Diagram Comparison



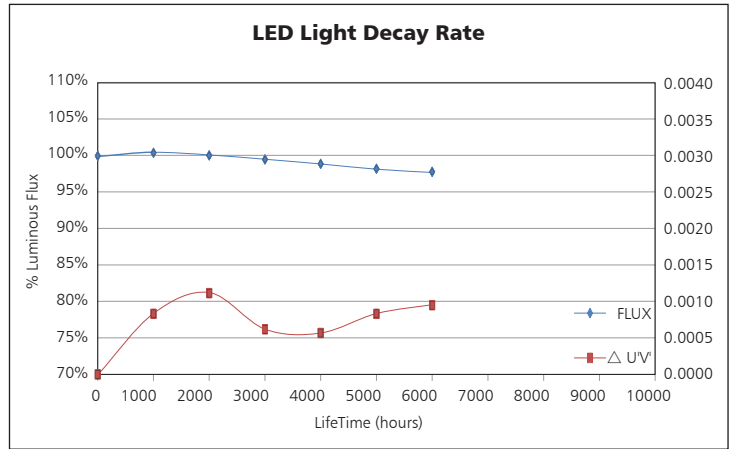
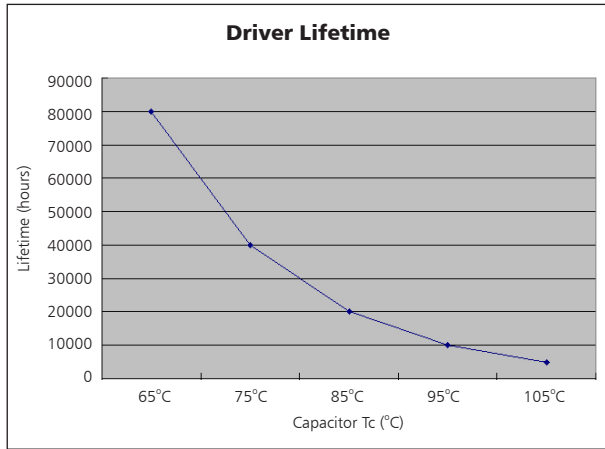
UNIT: cd

- C0/180, 83.3 deg
- C30/210, 83.3 deg
- C60/240, 83.3 deg
- C90/270, 83.3 deg

AVERAGE BEAM ANGLE (50%): 83.3DEG

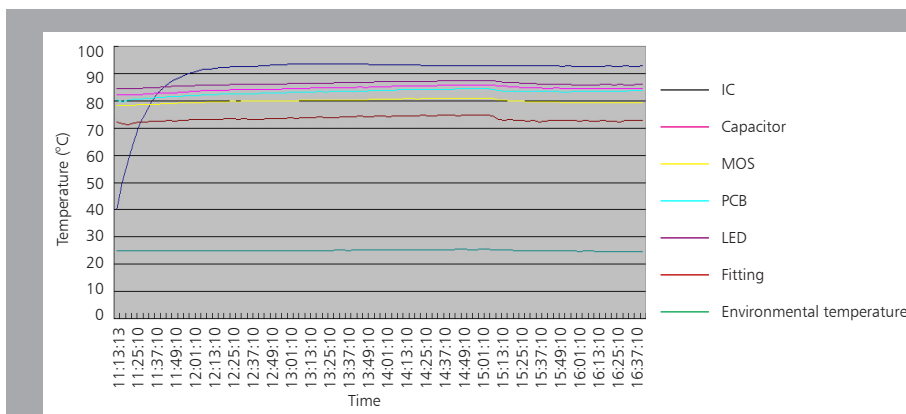


Driver lifetime & LED light decay rate



Temperature

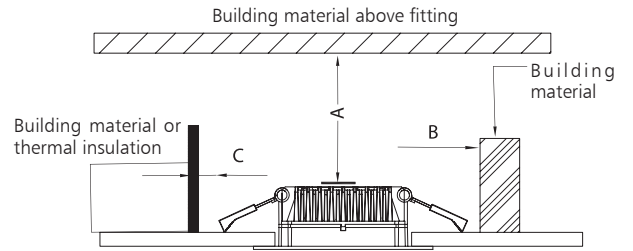
- The testing is operated at 25°C
- The lifetime of capacitor, minimum of 5,000 hours if operated at 105°C, will be doubled whenever the temperature drops 10°C.
- The highest withstand temperature of IC, MOS could be 120°C
- The highest withstand temperature of LED junction temperature is 150°C



The driver lifespan is based on capacitor working temperature.

Installation

Install requirements	
A-gap above the fitting	25mm
B-gap to the building material	25mm
C-gap to the thermal insulation	25mm



Ceiling Opening $\varnothing 70-75\text{mm}$

1

Connect Power supply

2

A. Hold back spring clips

B. Push downlight into position

3

Spring Clips

Finish

4

Packaging Information

	SIZE(CM)	N.W/pc (KGS)	G.W.(KGS)	Q'TY(PCS)
Carton	57.5*57.5*20	0.24	16.66	50

	CTNS	Q'TY(PCS)	VOLUME(CBM)
20" standard container	410	20500	28
40" standard container	830	41500	56

