



UPSHINE®



Technical Application Guide for Up-shine Color Changeable Dimmable LED Downlight

UP-CL59-5-25W-P



Introduction



Color changeable LED downlight adopts high lumen SMD LED. PMMA diffuser with even light output. The light color is changeable between warm white, neutral white and cold white by ON/OFF switch. Also dimmable with triac dimmers. Multifunctional design shares great popularity.

- Up to 70% energy saving compared to standard CFL
- Long lifetime of 40,000 hours
- 90° wide beam angle
- 140-150mm cutout
- No UV/IR light
- Environment friendly, without Mercury or any other hazardous substances

Application notes

- IP20/IP44 for indoor use only
- Professional electrician for installation only
- Switch off before installation
- Do not touch when in use
- Keep away from hot steam and corrosive gas

Operation illustrates:

1. First switch on with initial color A
2. Second switch on, changing into color B
3. Third switch on, changing into color C
4. Fourth switch on, step backward to color A
5. Triac dimmable is available once a color has been selected

Note

1. The initial color can be customized upon request.
 2. When light is off switch on within 1-4S, color changes from A~C.
 3. When light is off, switch on between 5-8S, restore factory settings.
 4. When light is off, switch on after 15S, memory function activated.
- Color remains the same for the next operation.

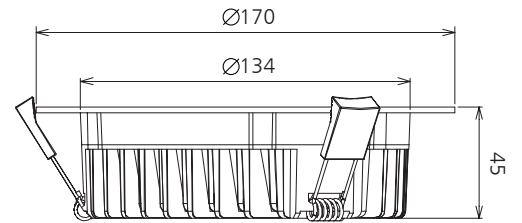
Application Areas

It is designed for general lighting applications in office, supermarket, shop, school, hotel, etc. It is also widely used for public areas, such as stairway, lobby, reception, corridors etc.

Certificate

CE RoHS SAA

Product Information



Technical Specifications

Model	Voltage	Power	Power Factor	Lumen (±5%)	CCT	Beam angle	Lifespan	CRI	Dimmable	Dimension
UP-CL59-5-25W-P	AC230V	25W	≥0.9	2080	2700K	90°	40,000h	≥80	Yes	Ø170*45mm cutout 140-150mm
				2480	4000K					
				2150	5700K					

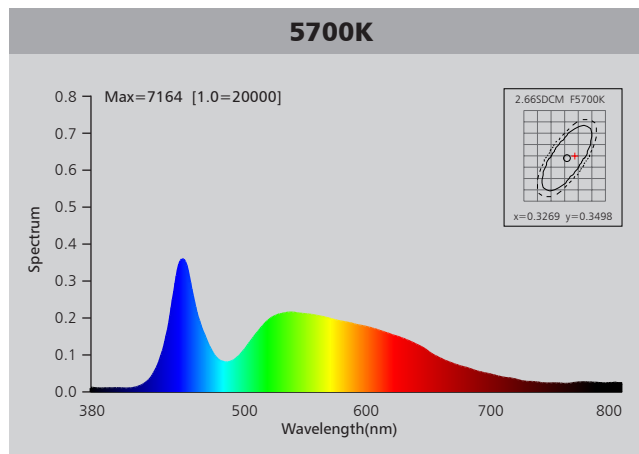
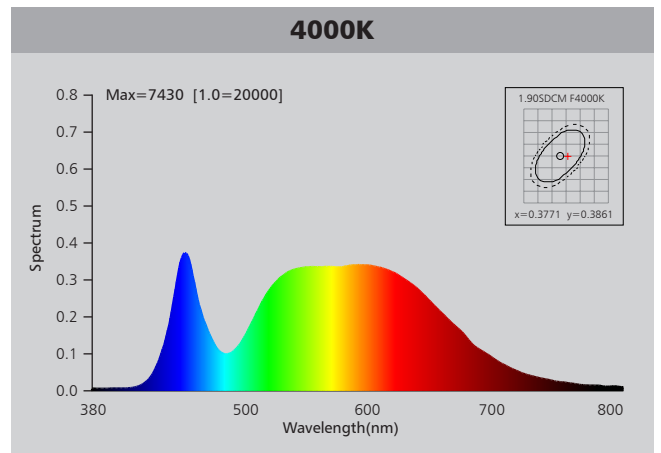
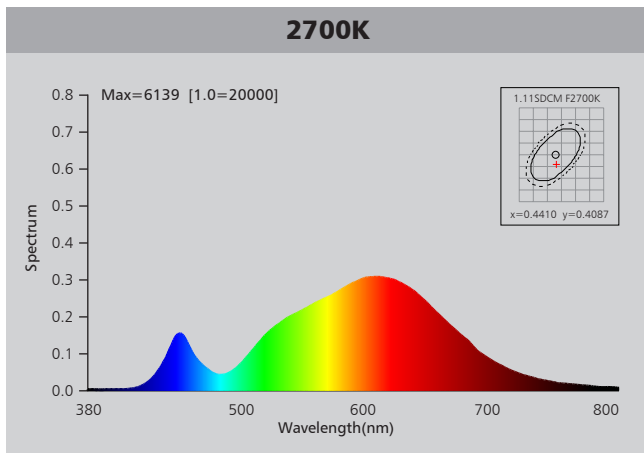
Driver data Sheet

Driver data	DIM
Input rated Voltage	AC230V
Frequency	50Hz
Input Voltage	AC200-240V
Efficiency	≥85%
Total load Wattage	25W±5%
Power Factor	≥0.9
Rated input current	≤0.14A
Full load output Voltage	DC23-40V
Rated output current	700mA
Output current range	700mA±5%
Power tolerance	±5%
Current output tolerance	±5%
Dimming range	8%-100%
Dimmer	Triac dimmers
Short circuit protection	PASS
Over voltage protection	PASS
Over temperature protection	PASS
THD	≤18%
Withstand voltage	AC3750V

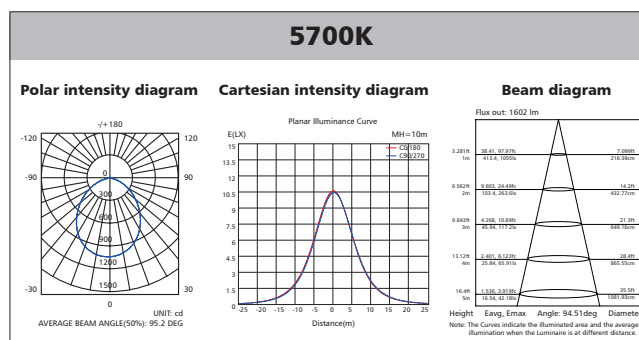
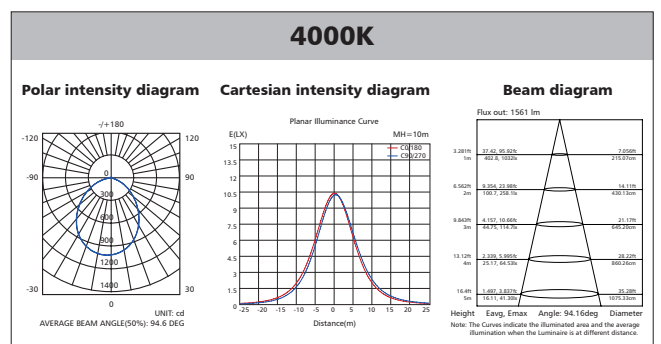
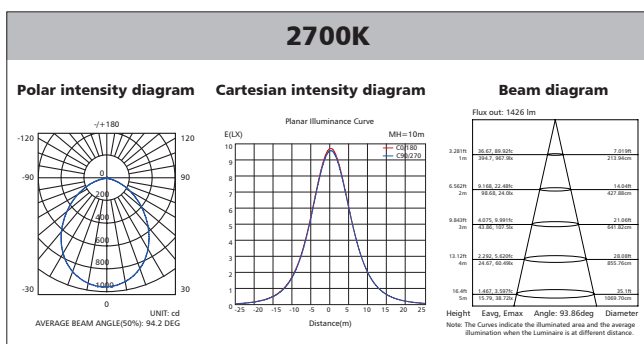
Fixture Compatibility

Rated Wattage	Electrical Classification	Ingress Protection	Operating Temp	Operating Humidity	Storage Temp
25W	II	IP20 / IP44	-20°C~45°C	0~90%	-20°C~65°C

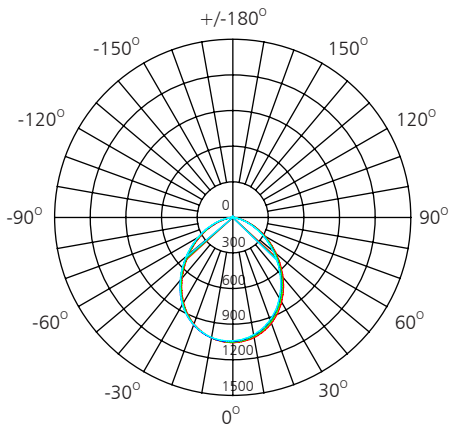
Spectral Distribution



Photometric Diagram



Polar Diagram Comparison



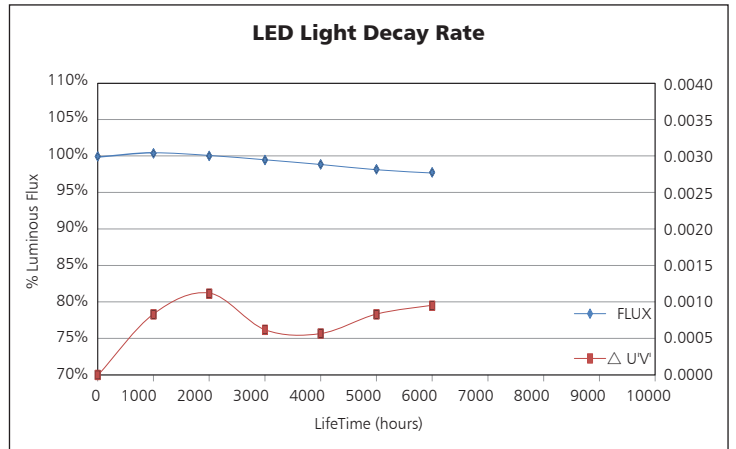
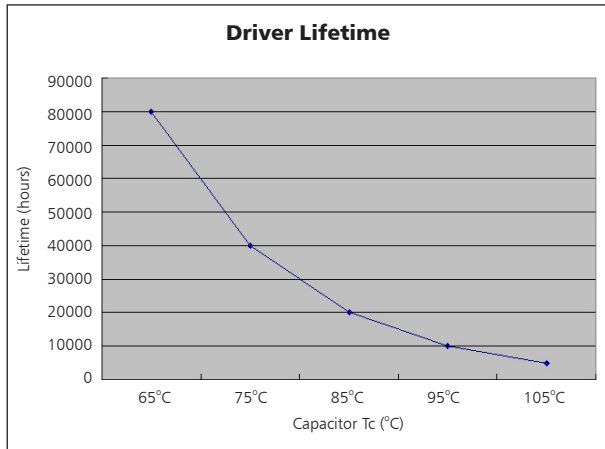
UNIT: cd

- C0/180, 95.1 deg
- C30/210, 95.1 deg
- C60/240, 95.2 deg
- C90/270, 95.2 deg

AVERAGE BEAM ANGLE (50%): 95.2DEG

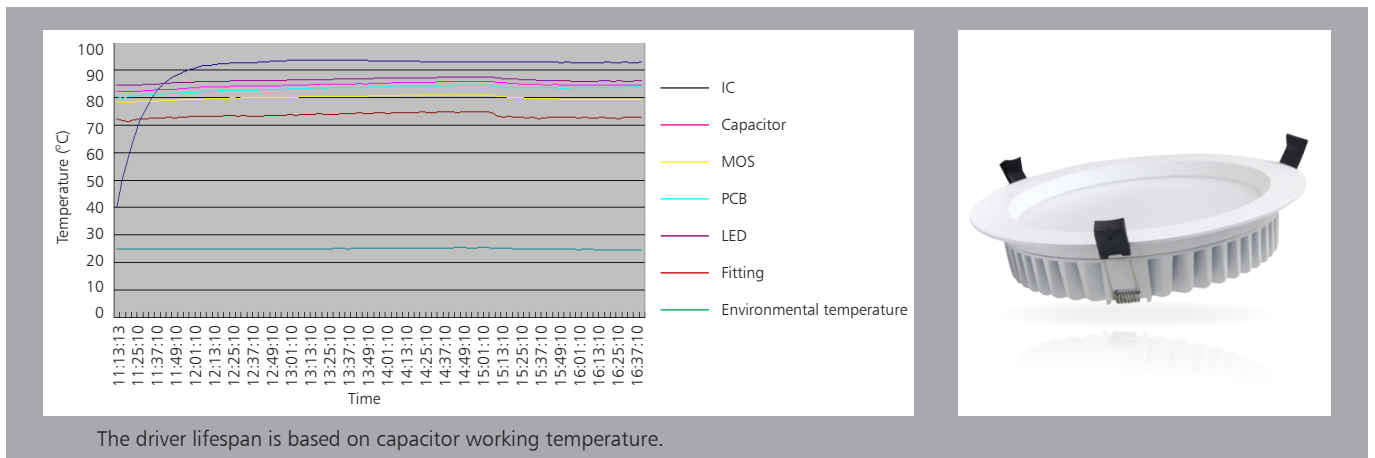


Driver lifetime & LED light decay rate



Temperature

- The testing is operated at 25°C
- The lifetime of capacitor, minimum of 5,000 hours if operated at 105°C, will be doubled whenever the temperature drops 10°C
- The highest withstand temperature of IC, MOS could be 120°C
- The highest withstand temperature of LED junction temperature is 150°C

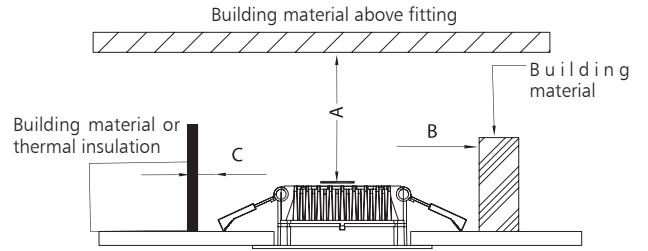


The driver lifespan is based on capacitor working temperature.



Installation

Install requirements	
A-gap above the fitting	25mm
B-gap to the building material	25mm
C-gap to the thermal insulation	25mm



<p>Ceiling Opening</p> <p style="text-align: right;">1</p>	<p>Connect Power supply</p> <p style="text-align: right;">2</p>
<p>A. Hold back spring clips</p> <p>B. Push downlight into position</p> <p style="text-align: right;">3</p>	<p>Finish</p> <p style="text-align: right;">4</p>

Packaging Information

	SIZE(CM)	N.W/pc (KGS)	G.W.(KGS)	Q'TY(PCS)
Carton	59 x 40 x 49	0.695	25	30

	CTNS	Q'TY(PCS)	VOLUME(CBM)
20" standard container	230	6900	28
40" standard container	460	13800	56

