



UPSHINE®



Technical Application Guide for UP-SHINE LED Downlight

UP-CL22-2.5-10W-C3


UP-CL22-2.5-10W-P3



Introduction



Slide switch for color selection



Creating fantastic atmosphere by flexible CCT changing among warm white, natural white and cold light, the color changing downlights are controlled by slide switch, which aims at reducing your stock by different color temperature and enables end users to choose suitable color for different applications freely. Once a color has been selected, you can also dim by triac dimmers, it is compatible with worldwide famous dimmers. 8~100% dimming range, smooth dimming effect and brightness changing, no flickering. Your ideal choice!

- Up to 70% energy saving compared to standard CFL
- Long lifetime of 40,000 hours
- Triac dim
- 90° wide beam angle
- 70-75mm cutout
- CCT: 3000K 4000K 5700K
- No UV/IR light
- Environment friendly, without Mercury or any other hazardous substances

Application notes

- IP20 for indoor use only
- Professional electrician for installation only
- Switch off before installation
- Do not touch when in use
- Keep away from hot steam and corrosive gas

Application Areas

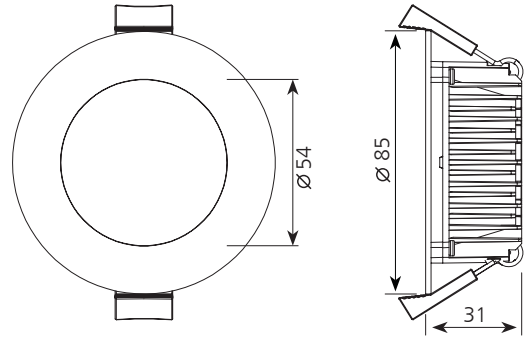
It is designed for general lighting applications in office, supermarket, shop, school, hotel, etc. It is also widely used for public areas, such as stairway, lobby, reception, corridors etc.

Certificate

CE RoHS SAA



Product Information



Technical Specifications

Model	Voltage	Power	Power Factor	Lumen (±5%)	CCT	Beam angle	Lifespan	CRI	Dimmable	Dimension
UP-CL22-2.5-10W-C3	AC230V	10W	≥0.9	790	3000K	90°	40000h	≥80	No	Ø85*31mm cutout 70-75mm
				930	4000K					
				810	5700K					
UP-CL22-2.5-10W-P3	AC230V	10W	≥0.9	760	3000K	90°	40000h	≥80	Yes	Ø85*31mm cutout 70-75mm
				900	4000K					
				790	5700K					

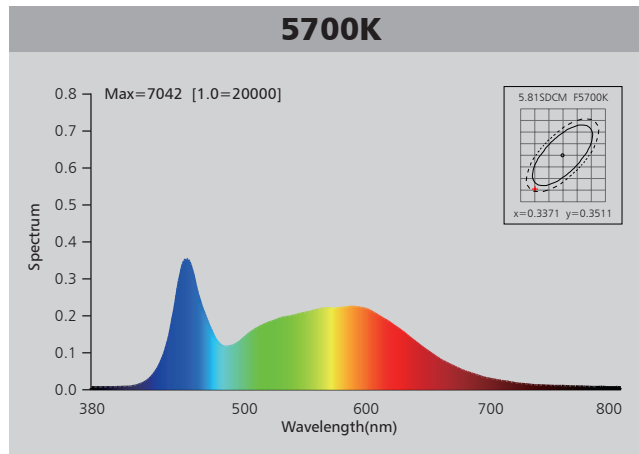
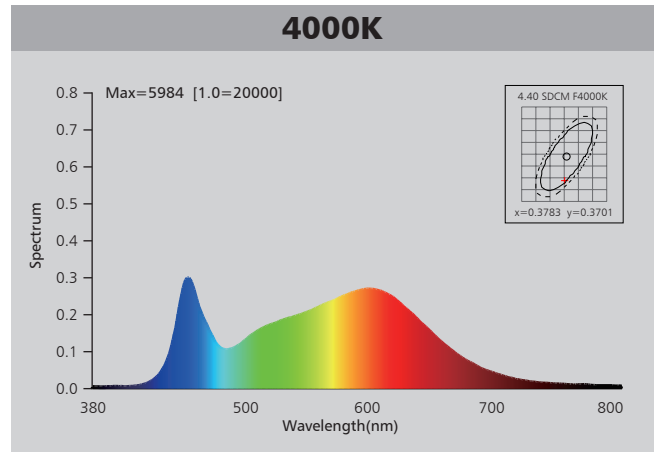
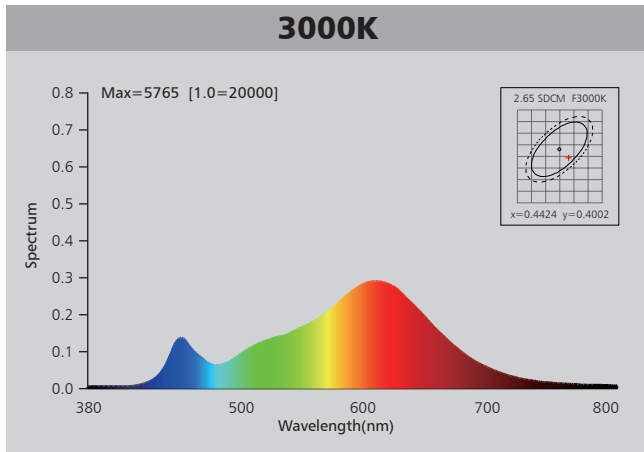
Driver data Sheet

Driver data	DIM	Non dim
Input rated Voltage	AC230V	AC230V
Frequency	50Hz	50Hz
Input Voltage	AC200-240V	AC200-240V
Efficiency	≥78%	≥82%
Total load Wattage	10W±1W	10W±1W
Power Factor	≥0.9	≥0.9
Rated input current	≤0.06A	≤0.06A
Full load output Voltage	DC23-40V	DC24-33V
Rated output current	250mA	260mA
Output current range	250mA±5%	260mA±5%
Power tolerance	±5%	±5%
Current output tolerance	±5%	±5%
Dimming range	10%-100%	—
Dimmer	Triac dimmers	—
Short circuit protection	PASS	PASS
Over voltage protection	PASS	PASS
Over temperature protection	PASS	PASS
Withstand voltage	AC3750V	AC3750V

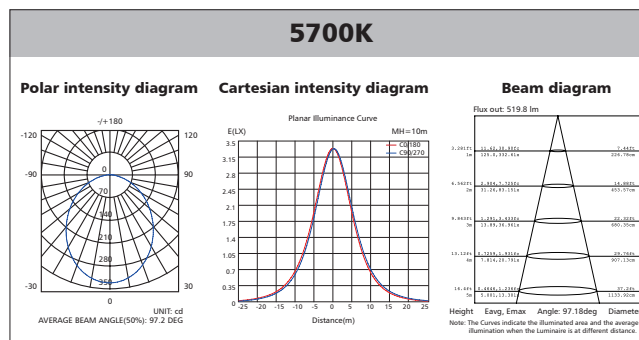
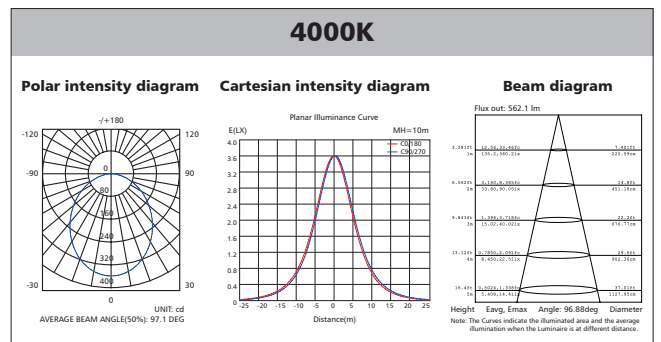
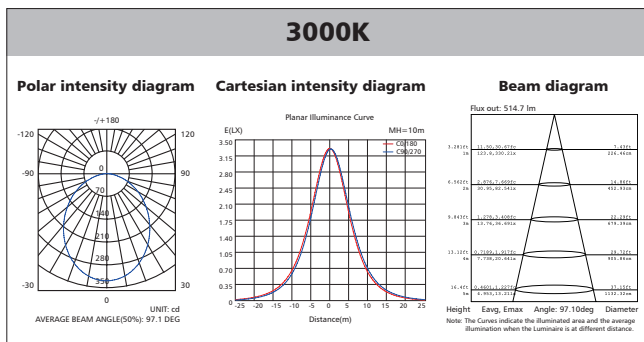
Fixture Compatibility

Rated Wattage	Electrical Classification	Ingress Protection	Operating Temp	Operating Humidity	Storage Temp
10W	II	IP20	-20°C~45°C	0~90%	-20°C~65°C

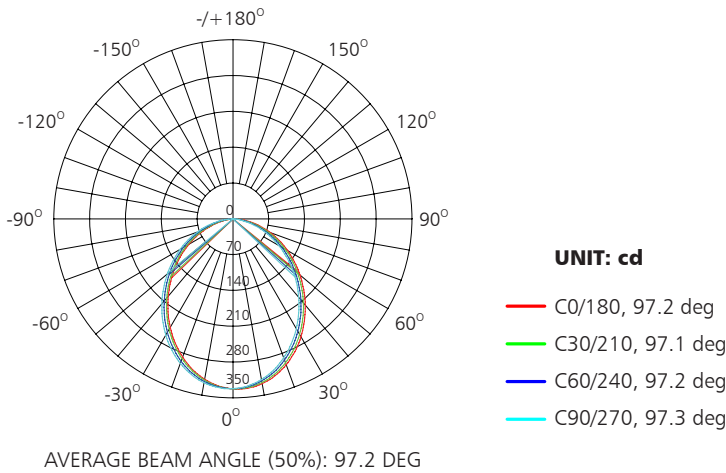
Spectral Distribution



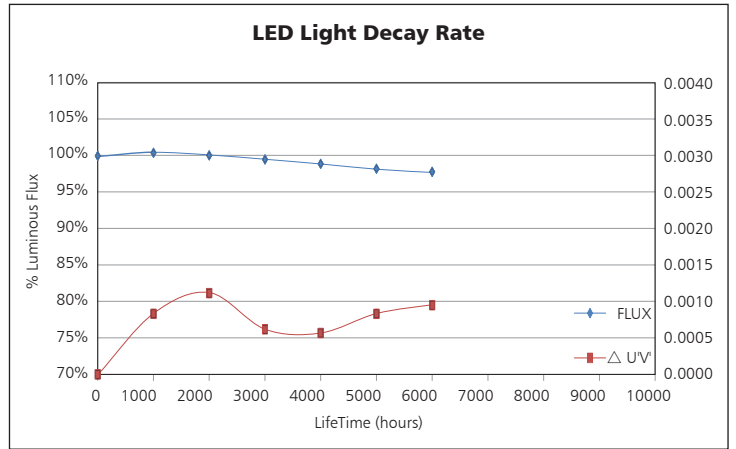
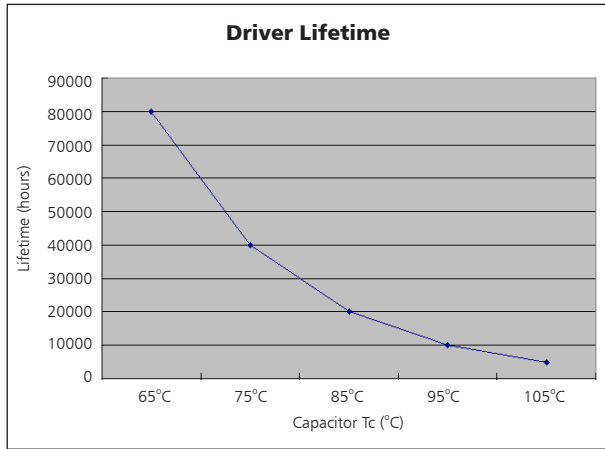
Photometric Diagram



Polar Diagram Comparison

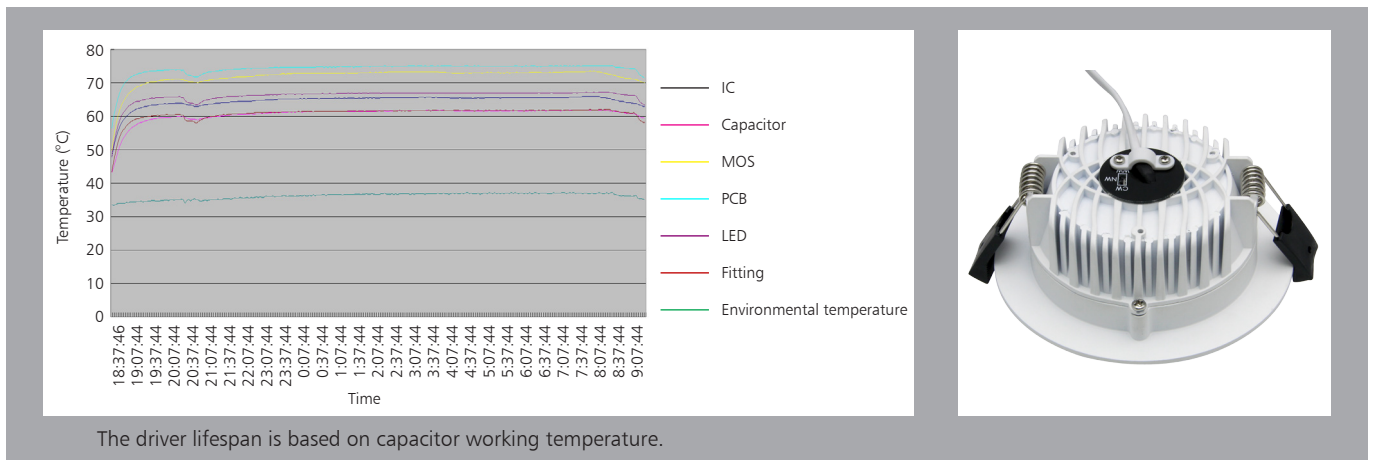


Driver lifetime & LED light decay rate



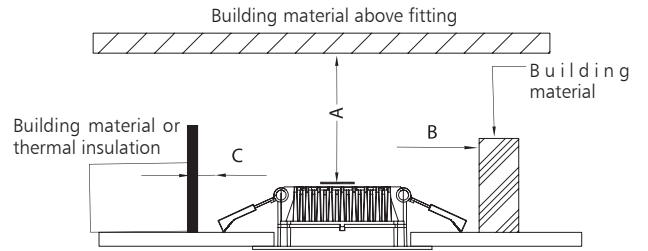
Temperature

- The testing is operated at 25°C
- The lifetime of capacitor, minimum of 5,000 hours if operated at 105°C, will be doubled whenever the temperature drops 10°C
- The highest withstand temperature of IC, MOS could be 120°C
- The highest withstand temperature of LED junction temperature is 150°C



Installation

Install requirements	
A-gap above the fitting	25mm
B-gap to the building material	25mm
C-gap to the thermal insulation	25mm



Ceiling Opening

1

Connect Power supply

2

A. Hold back spring clips

B. Push downlight into position

3

Finish

4

Packaging Information

	SIZE(CM)	N.W/pc (KGS)	G.W.(KGS)	Q'TY(PCS)
Carton	57 x 57 x18	0.35	19	50

	CTNS	Q'TY(PCS)	VOLUME(CBM)
20" standard container	550	23750	28
40" standard container	1100	47750	56

