





UPSHINE®



Technical Application Guide for UP SHINE LED Ceiling light

UP-AL38-10-12W

Introduction



AL38 Anti-glare LED ceiling light adopts multi-louver reflectors, effectively reduces glare index (UGR) to protecting human eyes. Luminous efficiency 120lm/w. Energy saving more than 70%.

Equipped with fast connection terminal, installation could be completed easily by rotating lamp fixture to the fixed bracket.

Compact slim design, total height less than 33mm, looks elegant, can be widely used in various lighting applications.

94-V0 fire-rated PC material housing. Heat can be conducted through large pieces of aluminum plate, excellent heat dissipation. Ensure safety and long using lifespan.

- Up to 70% energy saving compared to standard CFL
- Long lifetime of 50,000 hours
- Triac dim
- 100° wide beam angle
- CCT: 3000K 4000K 5000K 5700K
- No UV/IR light
- Environment friendly, without Mercury or any other hazardous substances

Application notes

- IP40 for indoor use
- Professional electrician for installation only
- Switch off before installation
- Do not touch when in use
- Keep away from hot steam and corrosive gas

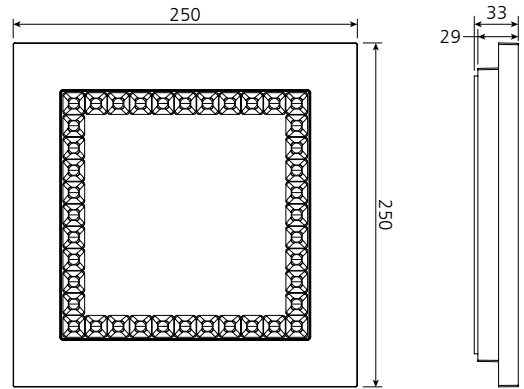
Application Areas

Suitable for commercial and residential applications like office, supermarket, shop, school, hotel, restaurant, workshop, warehouse, home etc.

Certificate



Product Information



Technical Specifications

Model	Voltage	Power	Power Factor	Lumen (±5%)	Beam angle	CCT	Lifespan	CRI	Dimmable	Dimension
UP-AL38-10-12W	AC230V	12W	≥0.9	1420	100°	3000K	50000h	≥80	No	250*250*33mm
UP-AL38-10-12W	AC230V	12W	≥0.9	1510	100°	4000K	50000h	≥80	No	250*250*33mm
UP-AL38-10-12W	AC230V	12W	≥0.9	1510	100°	5000K	50000h	≥80	No	250*250*33mm
UP-AL38-10-12W	AC230V	12W	≥0.9	1560	100°	5700K	50000h	≥80	No	250*250*33mm
UP-AL38-10-12W-D	AC230V	12W	≥0.9	1240	100°	3000K	50000h	≥80	Yes	250*250*33mm
UP-AL38-10-12W-D	AC230V	12W	≥0.9	1320	100°	4000K	50000h	≥80	Yes	250*250*33mm
UP-AL38-10-12W-D	AC230V	12W	≥0.9	1330	100°	5000K	50000h	≥80	Yes	250*250*33mm
UP-AL38-10-12W-D	AC230V	12W	≥0.9	1380	100°	5700K	50000h	≥80	Yes	250*250*33mm

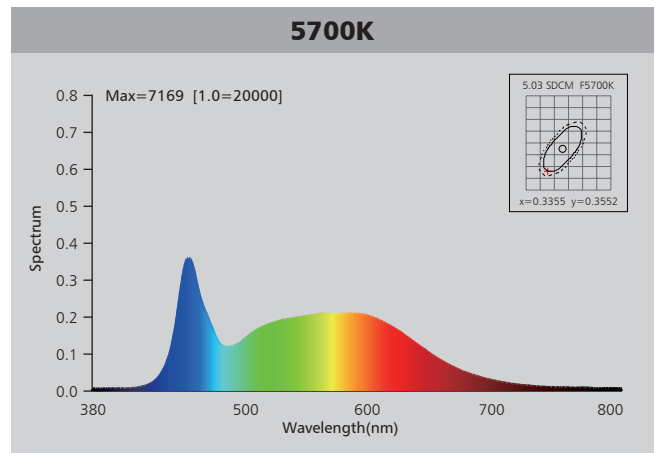
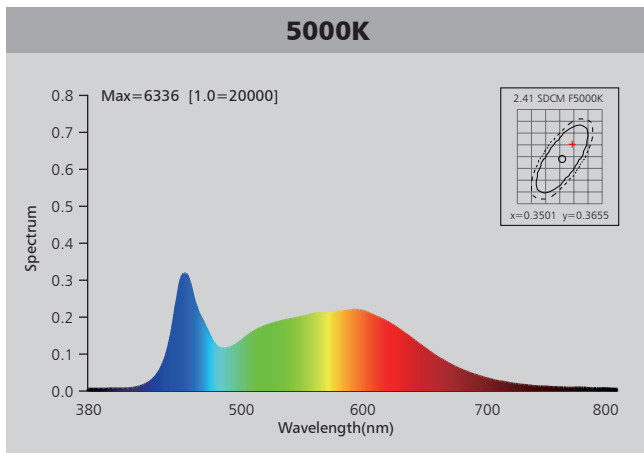
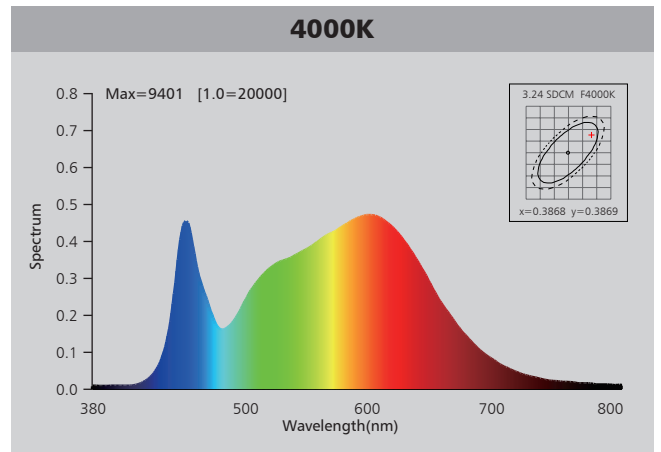
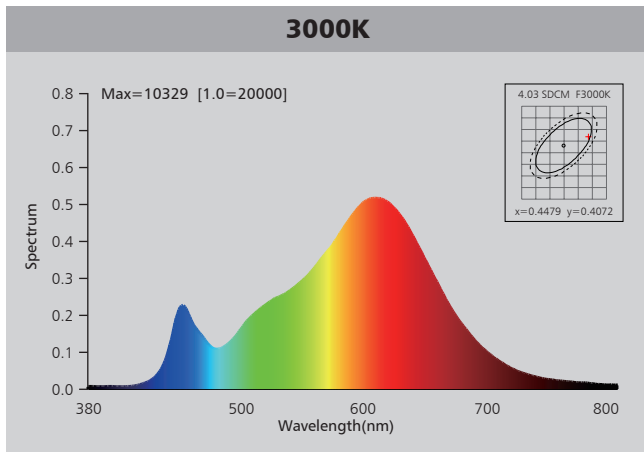
Driver data Sheet

Driver data	DIM	Non-dim
Input rated Voltage	AC230V	AC230V
Frequency	50Hz	50Hz
Input Voltage	AC200-240V	AC200-240V
Efficiency	≥80%	≥85%
Total load Wattage	12W±1W	12W±1W
Power Factor	≥0.9	≥0.9
Rated input current	≤0.07A	≤0.07A
Full load output Voltage	DC55-65V	DC55-65V
Rated output current	170mA	190mA
Output current range	170mA±5%	190mA±5%
Power tolerance	±5%	±5%
Current output tolerance	±5%	±5%
Dimming range	8%-100%	—
Dimmer	Triac dimmers	—
Short circuit protection	PASS	PASS
Over voltage protection	PASS	PASS
Over temperature protection	PASS	PASS
THD	≤18%	—
Withstand voltage	—	—

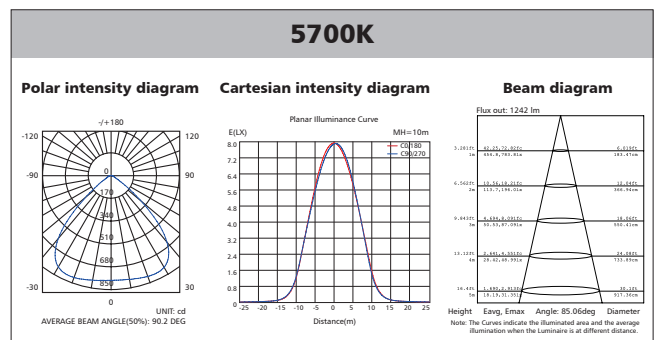
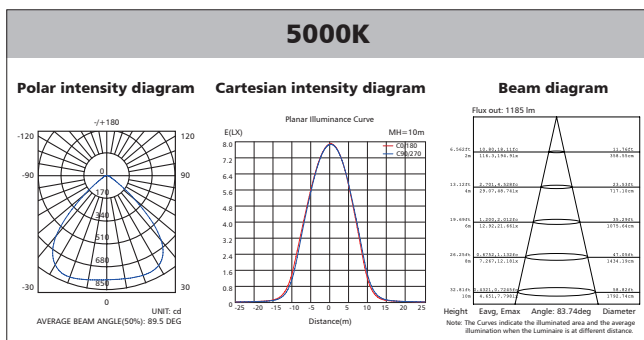
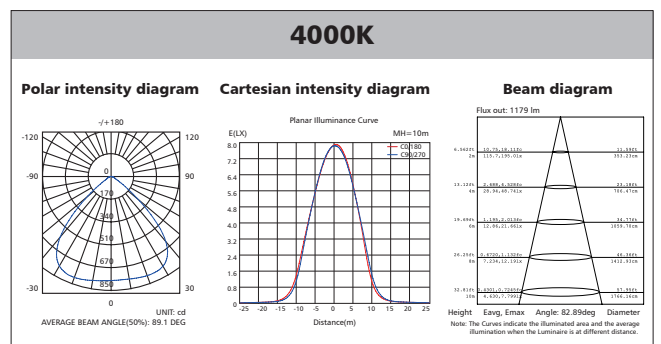
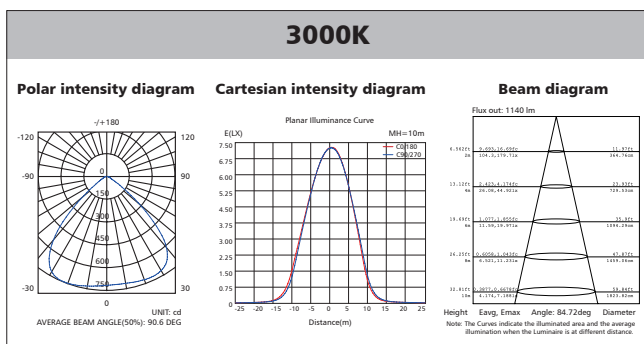
Fixture Compatibility

Rated Wattage	Electrical Classification	Ingress Protection	Operating Temp	Operating Humidity	Storage Temp
12W	II	IP40	-20°C~45°C	0~90%	-20°C~65°C

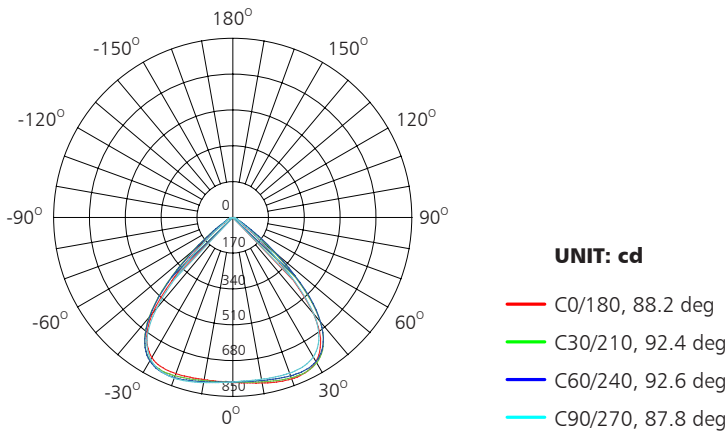
Spectral Distribution



Photometric Diagram

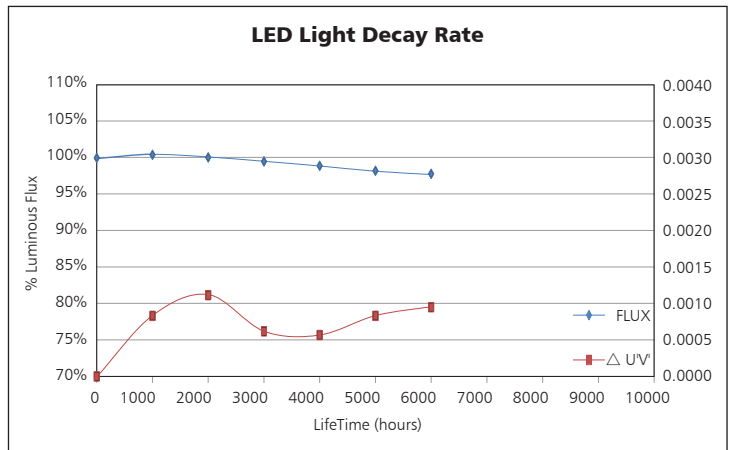
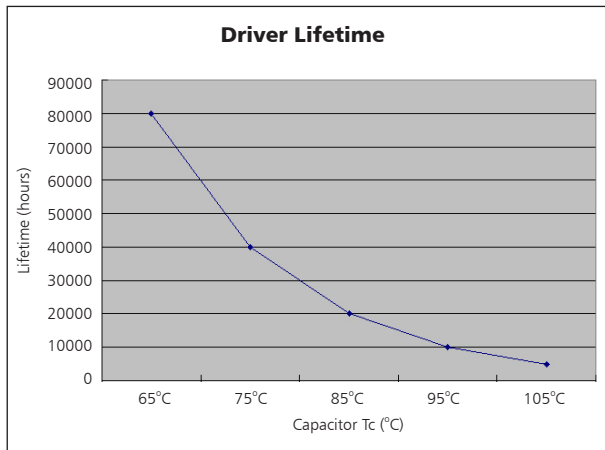


Polar Diagram Comparison



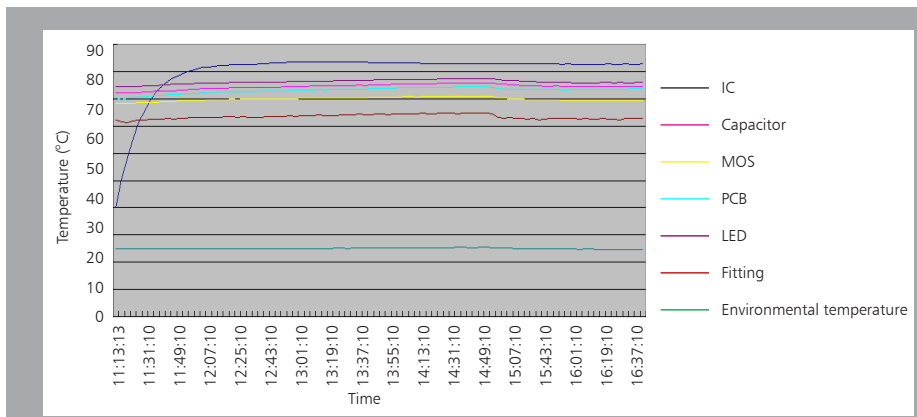
AVERAGE BEAM ANGLE (50%): 90.2DEG

Driver lifetime & LED light decay rate



Temperature

- The testing is operated at 25°C
- The lifetime of capacitor, minimum of 5,000 hours if operated at 105°C, will be doubled whenever the temperature drops 10°C
- The highest withstand temperature of IC, MOS could be 120°C
- The highest withstand temperature of LED junction temperature is 150°C



The driver lifespan is based on capacitor working temperature.

Installation

1 Lamp Installation accessories

2 Pull out the bracket anticlockwise by screw driver, take out the bracket.

3 Knock the plastic anchor into ceiling, fix the bracket with screws on the ceiling.

4 Open the junction box, wire "L" "N" to terminal block.
 L=BROWN
 N=BLUE

5 Push the lamp upward and rotate it into bracket. Rotate the lamp clockwise until it is firmly fixed.

6 OFF ON DIM

Packaging Information

	SIZE(CM)	N.W/pc (KGS)	G.W.(KGS)	Q'TY(PCs)
Carton	54*28*42	0.67	16.6	20

	CTNS	Q'TY(PCs)	VOLUME(CBM)
20" standard container	434	8680	28
40" standard container	868	173600	56

