



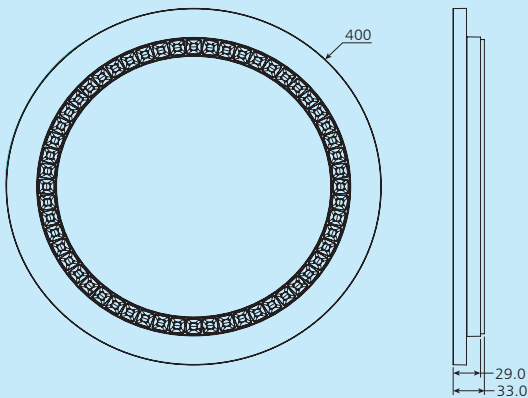

UPSHINE[®]



Technical Application Guide for UP SHINE LED Ceiling light

UP-AL37-16-25W-S

Introduction



AL37 Anti-glare LED ceiling light adopts multi-louver reflectors, effectively reduces glare index (UGR) to protecting human eyes. Luminous efficiency 120lm/w. Energy saving more than 70%. Equipped with fast connection terminal, installation could be completed easily by rotating lamp fixture to the fixed bracket. Compact slim design, total height less than 33mm, looks elegant, can be widely used in various lighting applications. 94-V0 fire-rated PC material housing. Heat can be conducted through large pieces of aluminum plate, excellent heat dissipation. Ensure safety and long using lifespan.

- Up to 70% energy saving compared to standard CFL
- Long lifetime of 50,000 hours
- 100° wide beam angle
- CCT: 3000K 4000K 5000K 5700K
- No UV/IR light
- Environment friendly, without Mercury or any other hazardous substances

Microwave Sensor

Detection area:

- ◆ 140 degree wide detective beam angle with 5~7 meters distance.

Working pattern:

- ◆ In any given lighting condition, the light switches on automatically when presence detected.
- ◆ After presence left, light will continuously work within time-delay (30 seconds), then switch off automatically.
- ◆ After presence left, any movement detected within time-delay (30 seconds), the light will continuously work for another hold time (30 seconds), then switch off until next movement detected.
- ◆ Hold time: 30S

Application Areas

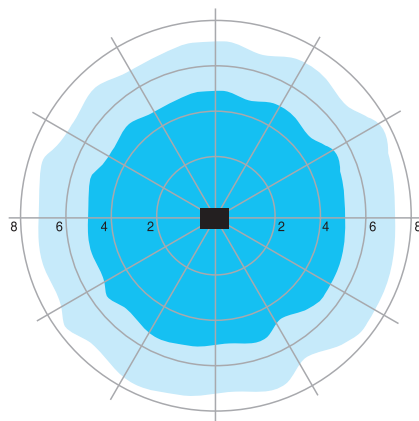
Suitable for commercial and residential applications like office, supermarket, shop, school, hotel, restaurant, workshop, warehouse, home etc.

Certificate

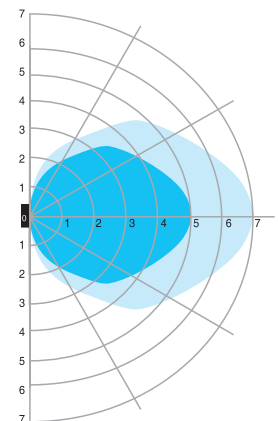


Detection Pattern

Ceiling Mounting pattern



Wall Mounting pattern



■ High detection area ■ Low detection area (Unit: m)



Technical Specifications

Model	Voltage	Power	Power Factor	Lumen (±5%)	Beam angle	CCT	Lifespan	CRI	Dimmable	Dimension
UP-AL37-16-25W-S	AC230V	25W	≥0.9	2830	100°	3000K	50000h	≥80	No	Ø400*33mm
UP-AL37-16-25W-S	AC230V	25W	≥0.9	3010	100°	4000K	50000h	≥80	No	Ø400*33mm
UP-AL37-16-25W-S	AC230V	25W	≥0.9	3080	100°	5000K	50000h	≥80	No	Ø400*33mm
UP-AL37-16-25W-S	AC230V	25W	≥0.9	3120	100°	5700K	50000h	≥80	No	Ø400*33mm

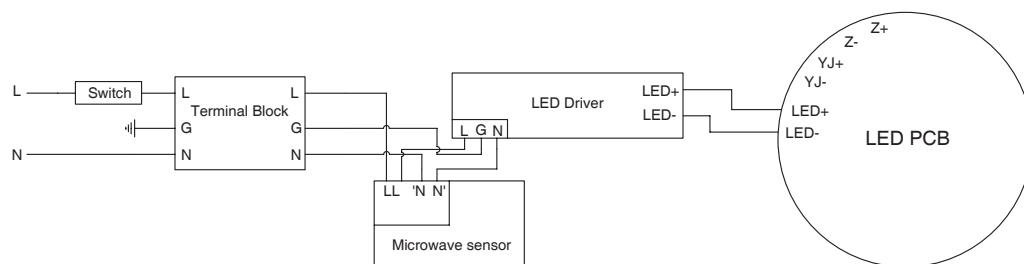
Driver data Sheet

Driver data	Sensor	Main Power
Input rated Voltage	AC230V	AC230V
Frequency	50Hz	50Hz
Input Voltage	AC200-240V	AC200-240V
Efficiency	—	≥88%
No load wattage	—	≤0.5W
Total load Wattage	2W±0.5W	25W±5%
Power Factor	—	≥0.9
Rated input current	≤0.02A	≤0.14A
Full load output Voltage	—	60-85V
Rated output current	—	280mA
Output current range	—	280mA±5%
Power tolerance	—	±5%
Current output tolerance	—	±5%
Hold time	30S	—
Detection distance	5-7m	—
Short circuit protection	—	PASS
Over voltage protection	—	PASS
Over temperature protection	—	PASS
Withstand voltage	—	—

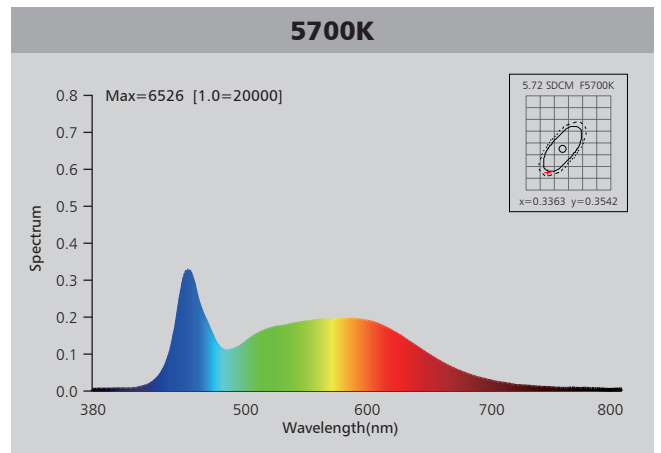
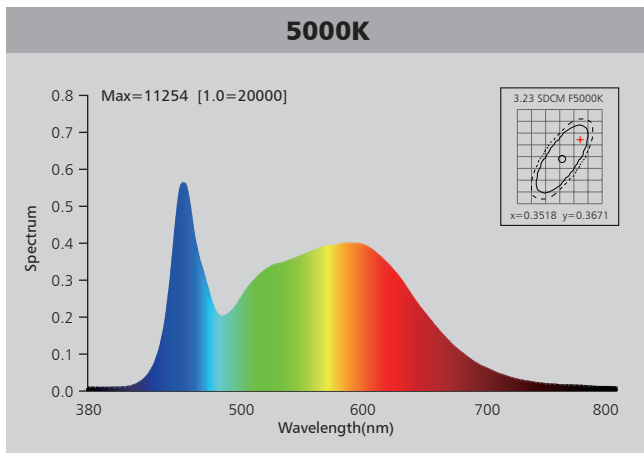
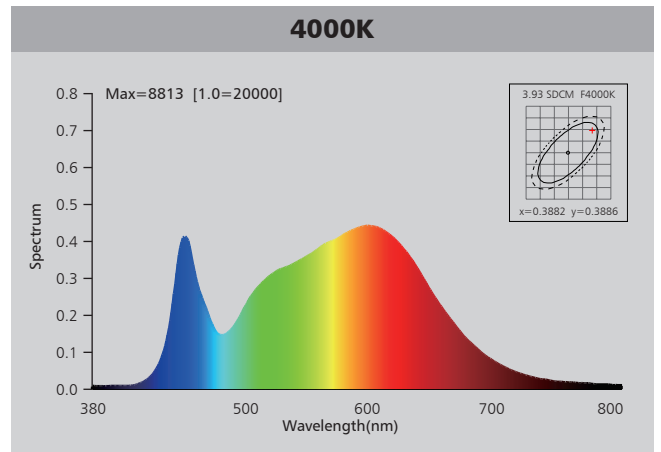
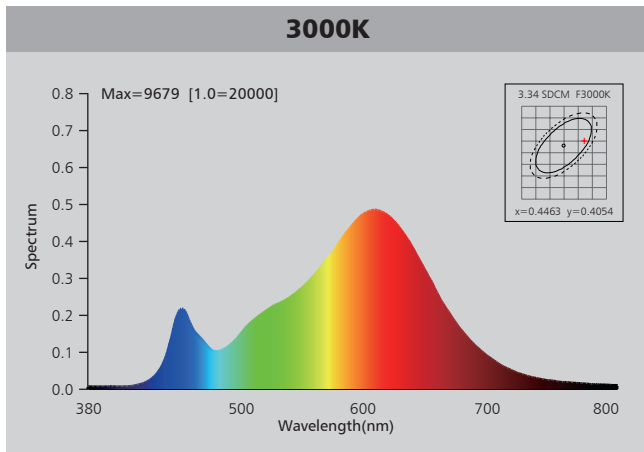
Fixture Compatibility

Rated Wattage	Electrical Classification	Ingress Protection	Operating Temp	Operating Humidity	Storage Temp
25W	II	IP40	-20°C~45°C	0~90%	-20°C~65°C

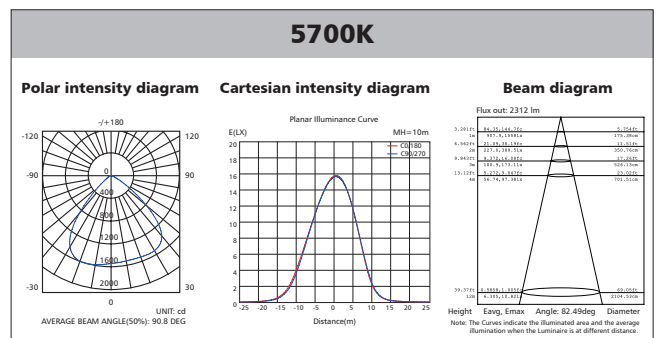
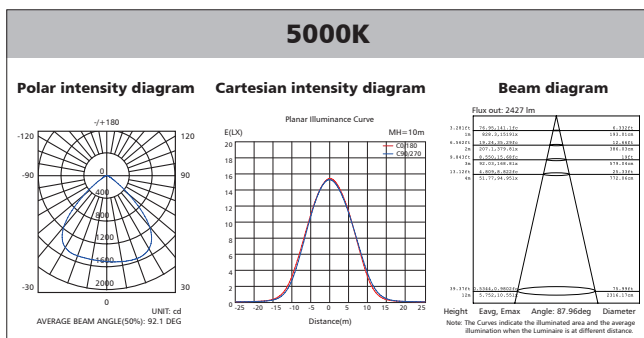
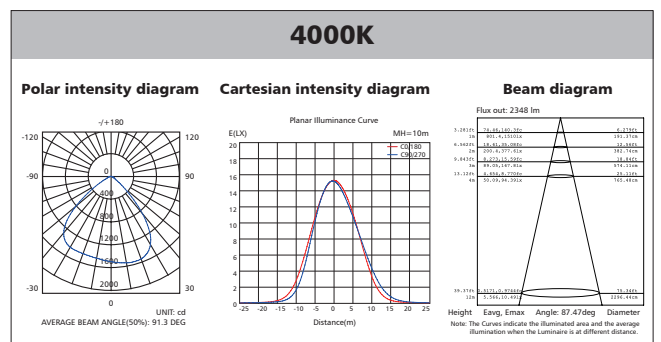
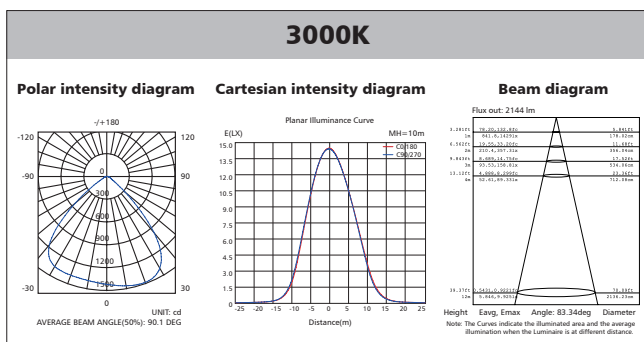
Wiring Diagram:



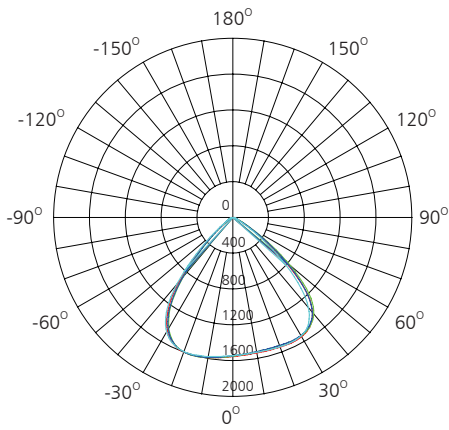
Spectral Distribution



Photometric Diagram




Polar Diagram Comparison



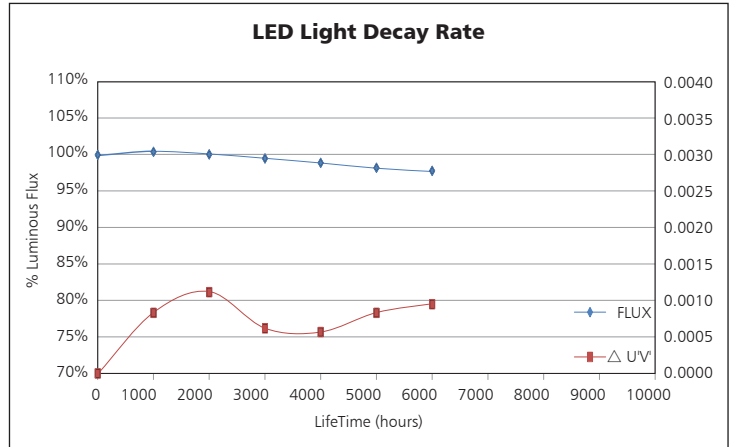
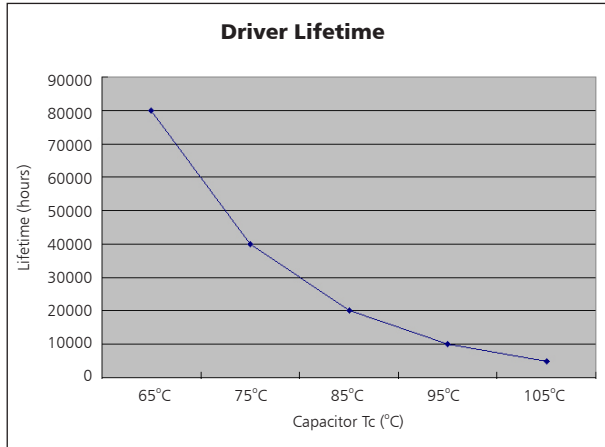
UNIT: cd

- C0/180, 91.0 deg
- C30/210, 91.1 deg
- C60/240, 90.6 deg
- C90/270, 90.3 deg



AVERAGE BEAM ANGLE (50%): 90.8DEG

Driver lifetime & LED light decay rate



Temperature

- The testing is operated at 25°C
- The lifetime of capacitor, minimum of 5,000 hours if operated at 105°C, will be doubled whenever the temperature drops 10°C
- The highest withstand temperature of IC, MOS could be 120°C
- The highest withstand temperature of LED junction temperature is 150°C

The driver lifespan is based on capacitor working temperature.

Installation

1 Lamp Installation accessories

2 Pull out the bracket anticlockwise by screw driver, take out the bracket.

3 Knock the plastic anchor into ceiling, fix the bracket with screws on the ceiling.

4 Wire "L" "N" to terminal block.
 L=BROWN
 N=BLUE

5 Push the lamp upward and rotate it into bracket. Rotate the lamp clockwise until it is firmly fixed.

6

Packaging Information

	SIZE(CM)	N.W/pc (KGS)	G.W.(KGS)	Q'TY(PCs)
Carton	42*43*43	1.44	16.52	10

	CTNS	Q'TY(PCs)	VOLUME(CBM)
20" standard container	356	3560	28
40" standard container	712	7120	56

