




Up-shine[®] Lighting



Technical Application
Guide for UP-SHINE
LED Ceiling light

UP-AL24A-12-18W

Introduction



The hollow shape is full of creativity which brings vitality into ordinary lamp body and shows faultless performance, provides a strong sense of space.

The curved light direction emphasizes target object in a smooth and dramatic atmosphere, revealing an unexpected art inspiration design, which brings a comfortable way of visual experience.

By having an arc luminous surface, we break traditional design. The circular light output offers a magic 3D effect; rotate buckle on the base to make installation easier and faster.

- Up to 70% energy saving compared to standard CFL
- Long lifetime of 40,000 hours
- Triac dim
- 120° wide beam angle
- CCT: 3000K 4000K
5000K 5700K
- No UV/IR light
- Environment friendly, without Mercury or any other hazardous substances

Application notes

- IP40 for indoor use only
- Professional electrician for installation only
- Switch off before installation
- Do not touch when in use
- Keep away from hot steam and corrosive gas

Application Areas

Suitable for leisure location, such as: home, hotel, library, restaurant, cafe shop etc.

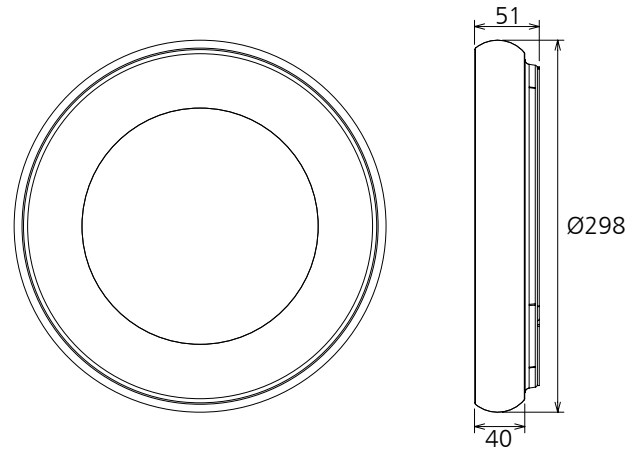
Certificate



RoHS



Product Information



Technical Specifications

Model	Voltage	Power	Power Factor	Lumen (±5%)	Beam angle	CCT	Lifespan	CRI	Dimmable	Dimension
UP-AL24A-12-18W	AC100-277V	18W	≥0.9	1300	120°	3000K	40000h	≥80	No	∅298*51mm
UP-AL24A-12-18W	AC100-277V	18W	≥0.9	1450	120°	4000K	40000h	≥80	No	∅298*51mm
UP-AL24A-12-18W	AC100-277V	18W	≥0.9	1300	120°	5000K	40000h	≥80	No	∅298*51mm
UP-AL24A-12-18W	AC100-277V	18W	≥0.9	1400	120°	5700K	40000h	≥80	No	∅298*51mm
UP-AL24A-12-18W-D	AC230V	18W	≥0.9	1250	120°	3000K	40000h	≥80	Yes	∅298*51mm
UP-AL24A-12-18W-D	AC230V	18W	≥0.9	1380	120°	4000K	40000h	≥80	Yes	∅298*51mm
UP-AL24A-12-18W-D	AC230V	18W	≥0.9	1250	120°	5000K	40000h	≥80	Yes	∅298*51mm
UP-AL24A-12-18W-D	AC230V	18W	≥0.9	1350	120°	5700K	40000h	≥80	Yes	∅298*51mm

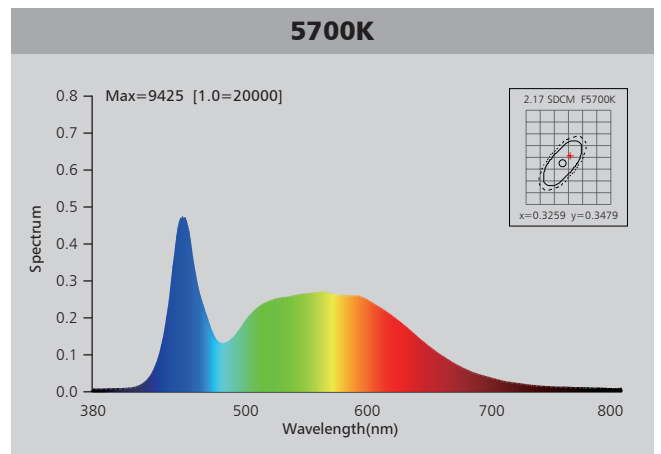
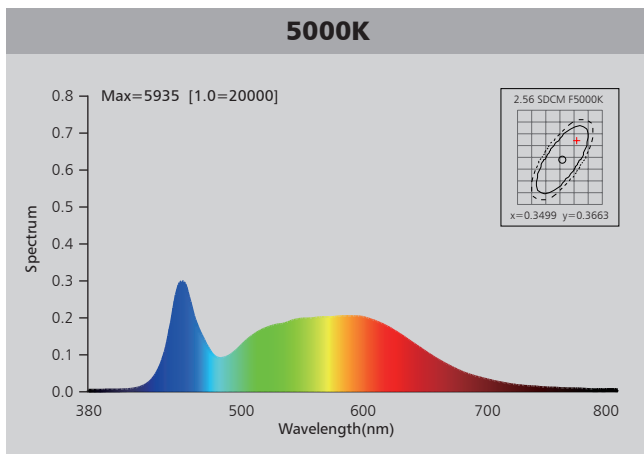
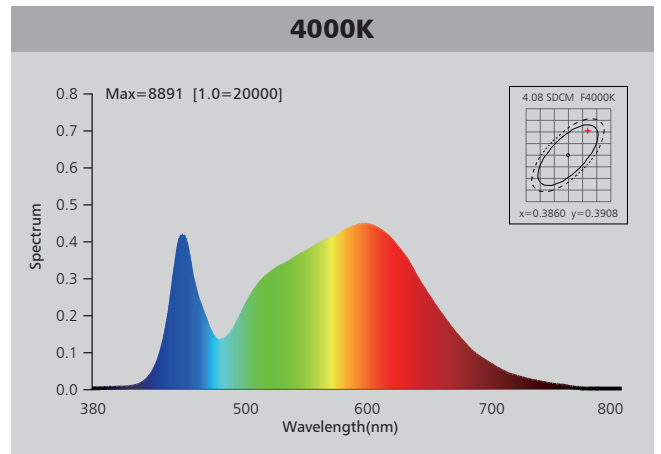
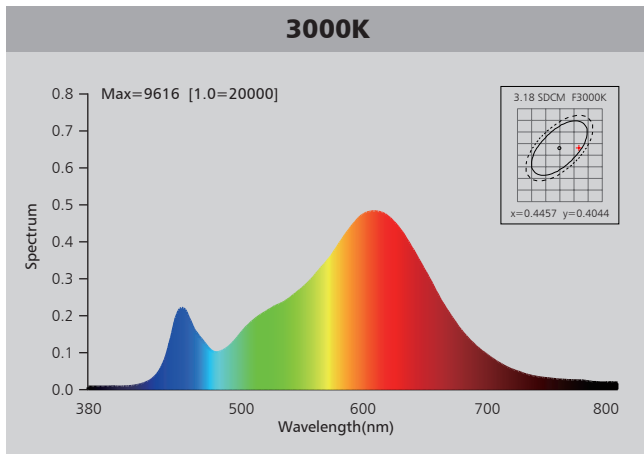
Driver data Sheet

Driver data	DIM	Non dim
Input rated Voltage	AC230V	AC100-277V
Frequency	50Hz	50/60Hz
Input Voltage	AC200-240V	AC90-305V
Efficiency	≥85%	≥88%
Total load Wattage	18W±1W	18W±1W
Power Factor	≥0.9	≥0.9
Rated input current	≤0.1A	≤0.2A
Full load output Voltage	DC65-78V	65-78V
Rated output current	210mA	220mA
Output current range	210mA±5%	220mA±5%
Power tolerance	±5%	±5%
Current output tolerance	±5%	±5%
Dimming range	8%-100%	—
Dimmer	Triac dimmers	—
Short circuit protection	PASS	PASS
Over voltage protection	PASS	PASS
Over temperature protection	PASS	PASS
Withstand voltage	AC1500V	AC1500V

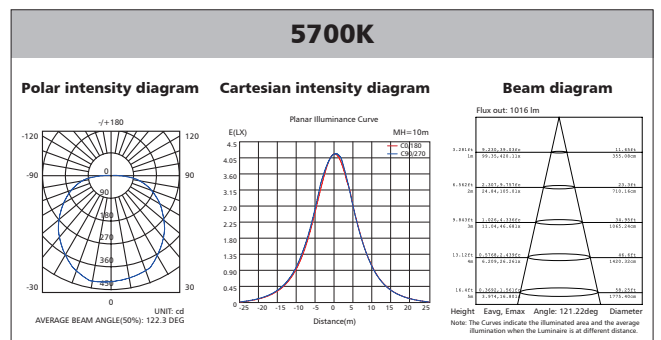
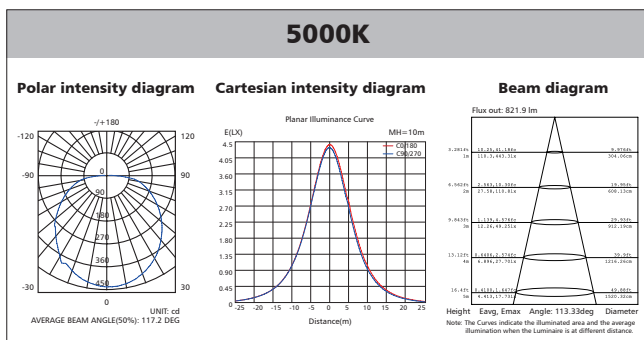
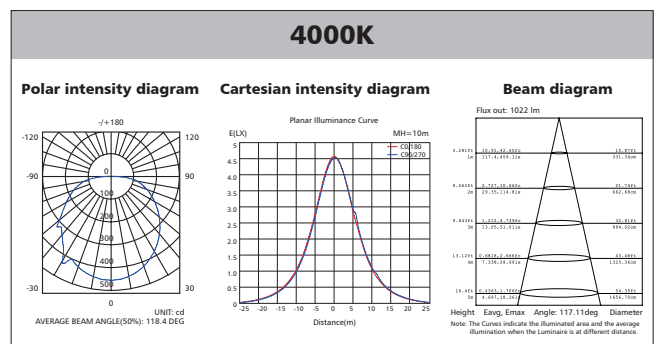
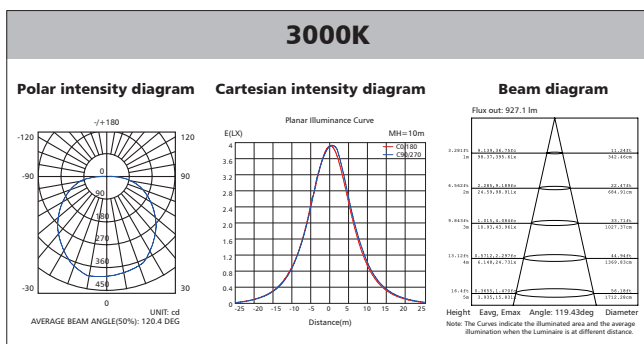
Fixture Compatibility

Rated Wattage	Electrical Classification	Ingress Protection	Operating Temp	Operating Humidity	Storage Temp
18W	I	IP40	-20°C~45°C	0~90%	-20°C~65°C

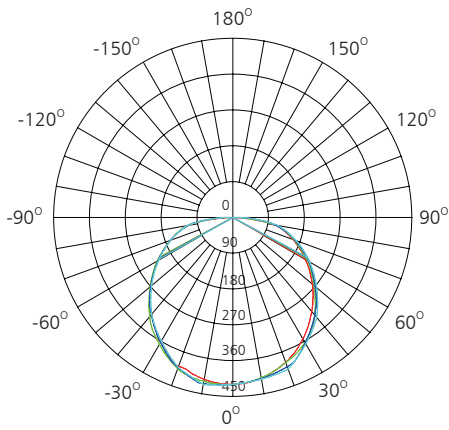
Spectral Distribution



Photometric Diagram



Polar Diagram Comparison



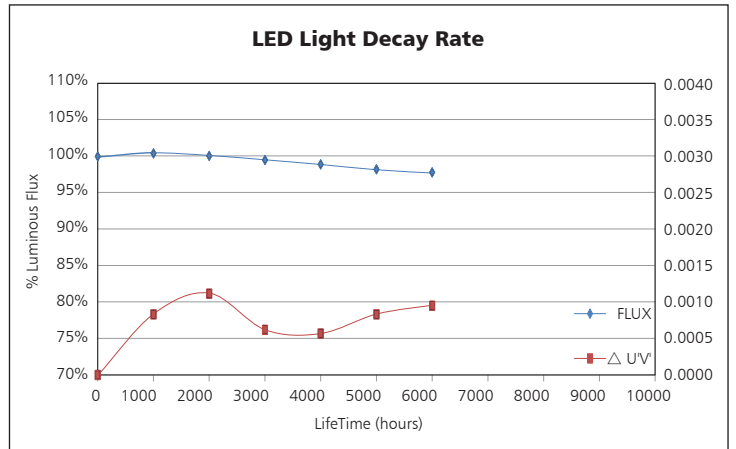
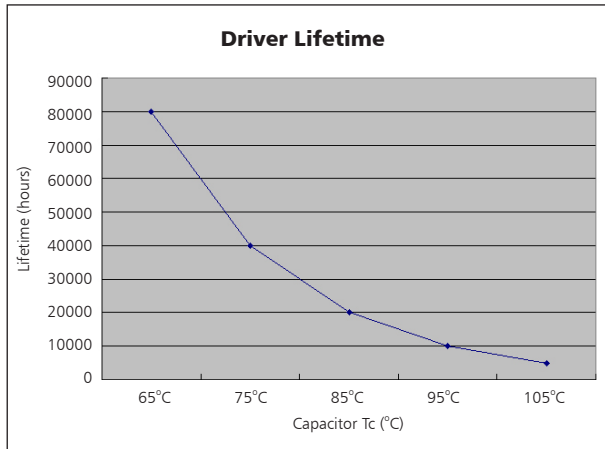
UNIT: cd

- C0/180, 121.6 deg
- C30/210, 122.9 deg
- C60/240, 122.5 deg
- C90/270, 122.3 deg



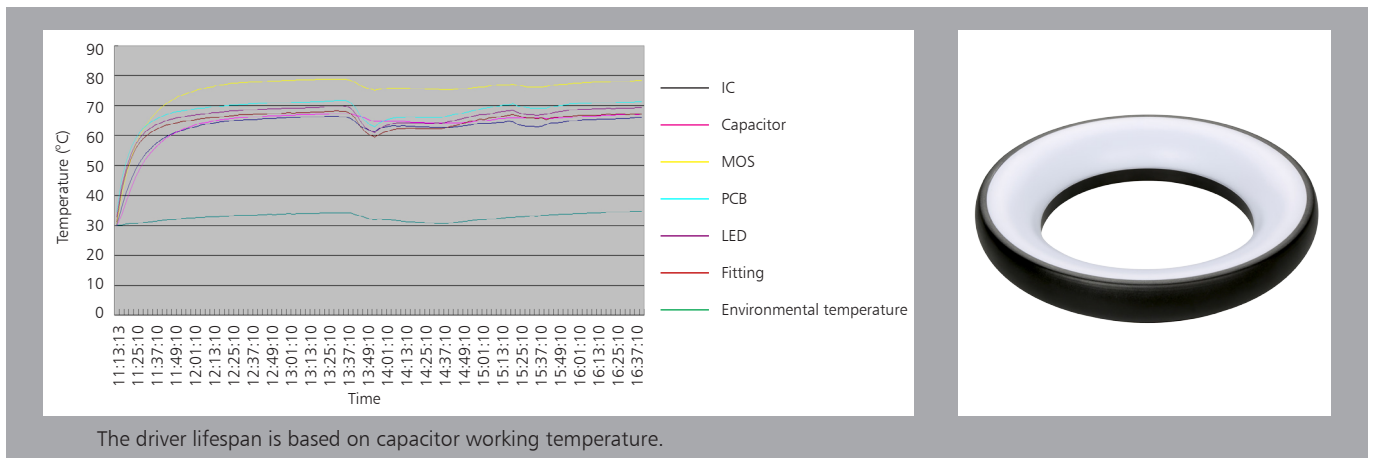
AVERAGE BEAM ANGLE (50%): 122.3DEG

Driver lifetime & LED light decay rate

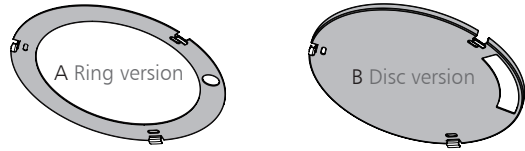


Temperature

- The testing is operated at 25°C
- The lifetime of capacitor, minimum of 5,000 hours if operated at 105°C, will be doubled whenever the temperature drops 10°C
- The highest withstand temperature of IC, MOS could be 120°C
- The highest withstand temperature of LED junction temperature is 150°C

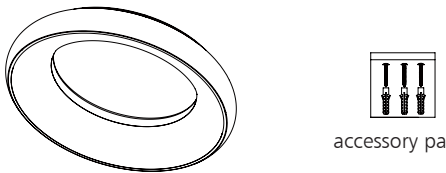


Installation

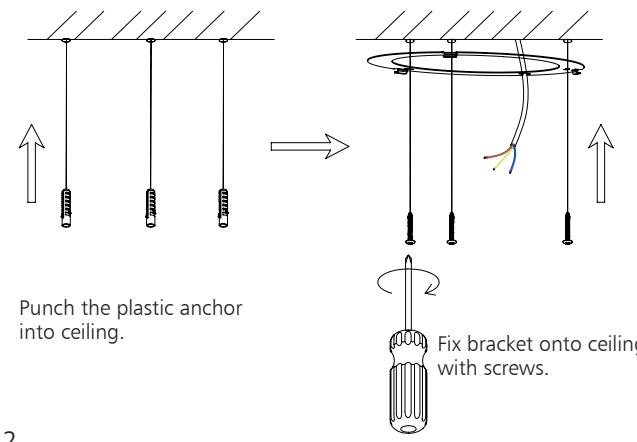


A Ring version **B Disc version**

Surface mount bracket
 Type (A): Ring version, ceiling visible
 Type (B): Disc version, completely closed, ceiling invisible
 Surface mount bracket, choose either type A or Type B before purchasing.



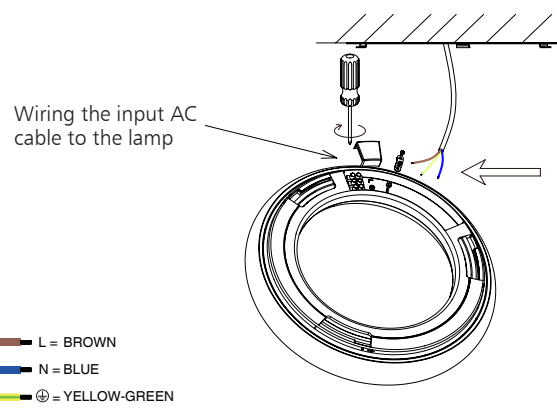
1



Punch the plastic anchor into ceiling.

Fix bracket onto ceiling with screws.

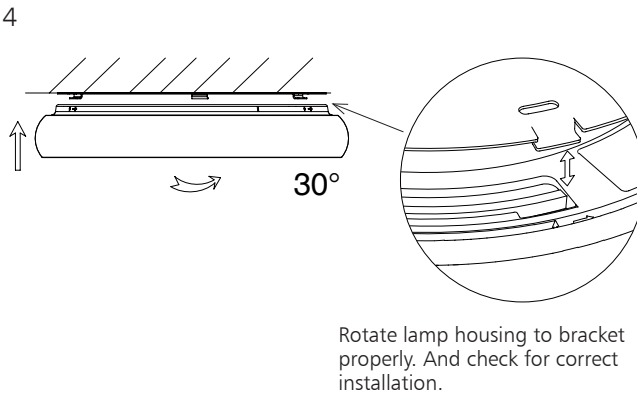
2



3

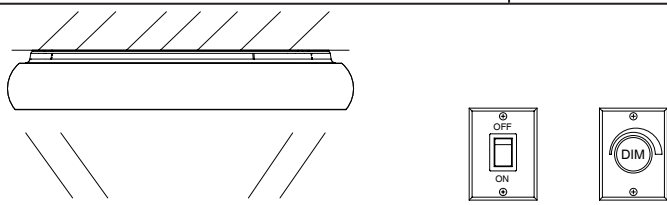
Wiring the input AC cable to the lamp

- L = BROWN
- N = BLUE
- ⊕ = YELLOW-GREEN



4

Rotate lamp housing to bracket properly. And check for correct installation.



5

Finish

Packaging Information

A Ring version	SIZE(CM)	N.W/pc (KGS)	G.W.(KGS)	Q'TY(PCs)
Carton	61*32.5*33	0.8	10.5	10

A Ring version	CTNS	Q'TY(PCs)	VOLUME(CBM)
20" standard container	421	4210	28
40" standard container	842	8420	56

B Disc version	SIZE(CM)	N.W/pc (KGS)	G.W.(KGS)	Q'TY(PCs)
Carton	62.5*36.5*32.5	1	12.5	10

B Disc version	CTNS	Q'TY(PCs)	VOLUME(CBM)
20" standard container	375	3750	28
40" standard container	750	7500	56

