

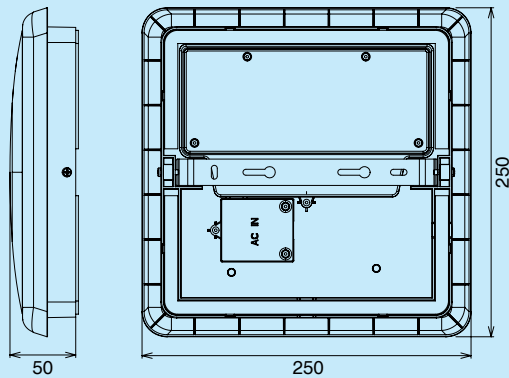


UPSHINE[®]



Technical Application
Guide for UP-SHINE
LED Ceiling light
UP-AL12-10-12W-E

Introduction



Up-shine surface mounted ceiling light adopts high lumen SMD LED, fire-rated PC diffuser with even light output. IP54 waterproof structural design, it is an ideal replacement for damp locations. driver in top branded component with triac dimmable function, 120° wide beam angle.

- Up to 70% energy saving compared to standard CFL
- Long lifetime of 40,000 hours
- 120° wide beam angle
- CCT: 3000K 4000K 5000K 5700K
- No UV/IR light
- Environment friendly, without Mercury or any other hazardous substances

Emergency

Smart IC control.

- ◆ Emergency function switches automatically between power cut and power restoration.
- ◆ Li battery, high efficiency
- ◆ Battery duration: 3 hours@4W
- ◆ Charge period: 24 hours

Application Areas

Applicable for corridor, basement, garage, warehouse, monitoring, and other places of energy-saving indoor and outdoor lighting.

Certificate



Technical Specifications

Model	Voltage	Power	Power Factor	Lumen (±5%)	Beam angle	CCT	Lifespan	CRI	Dimmable	Dimension
UP-AL12-10-12W-E	AC230V	12W	≥0.9	1200	120°	3000K	40000h	≥80	No	250*250*50mm
UP-AL12-10-12W-E	AC230V	12W	≥0.9	1320	120°	4000K	40000h	≥80	No	250*250*50mm
UP-AL12-10-12W-E	AC230V	12W	≥0.9	1330	120°	5000K	40000h	≥80	No	250*250*50mm
UP-AL12-10-12W-E	AC230V	12W	≥0.9	1330	120°	5700K	40000h	≥80	No	250*250*50mm

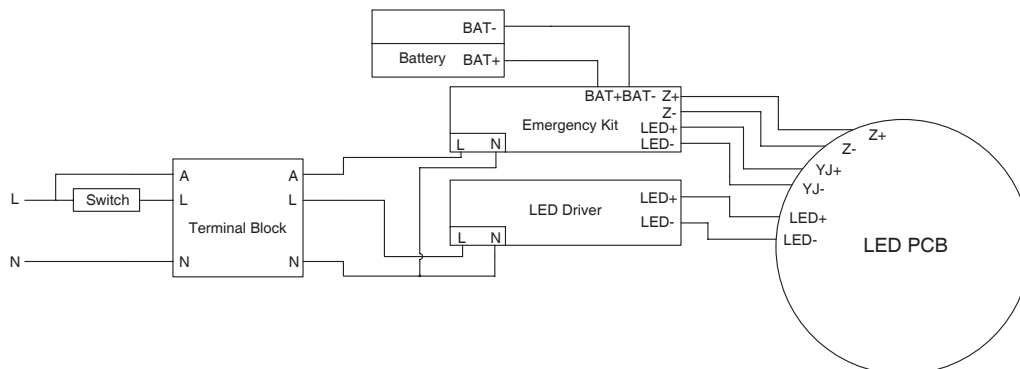
Driver data Sheet

Driver data	Emergency	Main Power
Input rated Voltage	AC230V	AC230V
Frequency	50Hz	50Hz
Input Voltage	AC200-240V	AC200-240V
Efficiency	≥70%	≥88%
No load wattage	—	≤0.4W
Total load Wattage	4W±0.5W	12W±1W
Power Factor	—	≥0.9
Rated input current	≤0.04A	≤0.07A
Full load output Voltage	DC24-38V	60-75V
Rated output current	100-170mA	150mA
Output current range	—	150mA±5%
Power tolerance	—	±5%
Current output tolerance	—	±5%
Hold time	—	—
Detection distance	—	—
Battery duration	3h@4W	—
Charge Period	24h	—
Short circuit protection	—	PASS
Over voltage protection	—	PASS
Over temperature protection	—	PASS
Withstand voltage	—	AC3750V

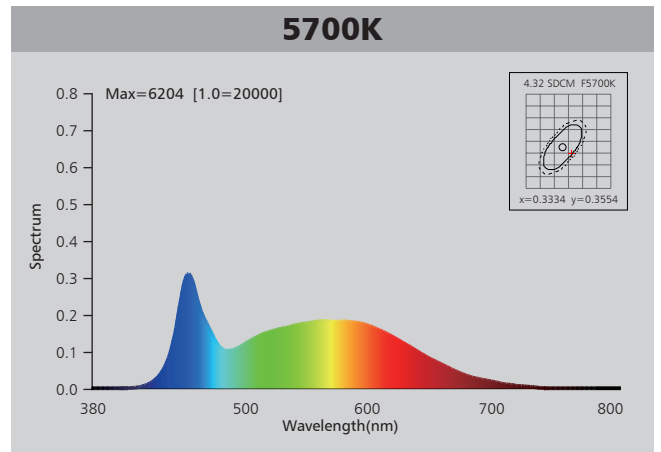
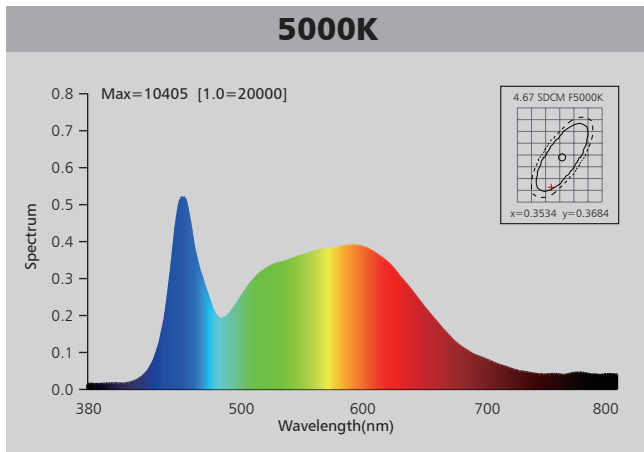
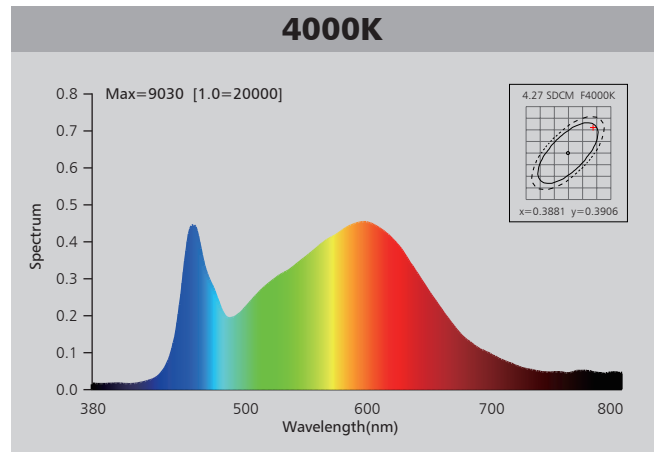
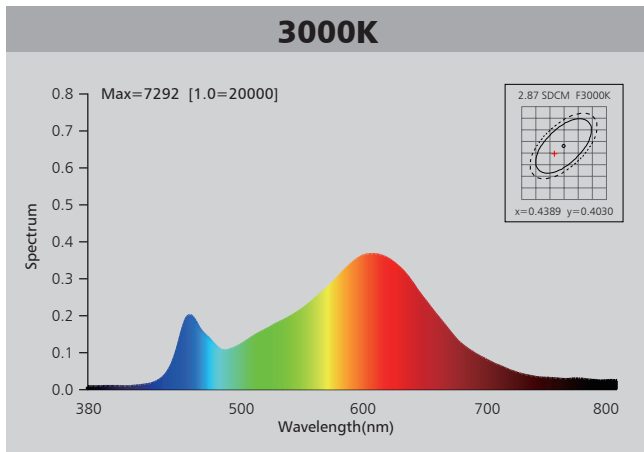
Fixture Compatibility

Rated Wattage	Electrical Classification	Ingress Protection	Operating Temp	Operating Humidity	Storage Temp
12W	II	IP54	-20°C~45°C	0~90%	-20°C~65°C

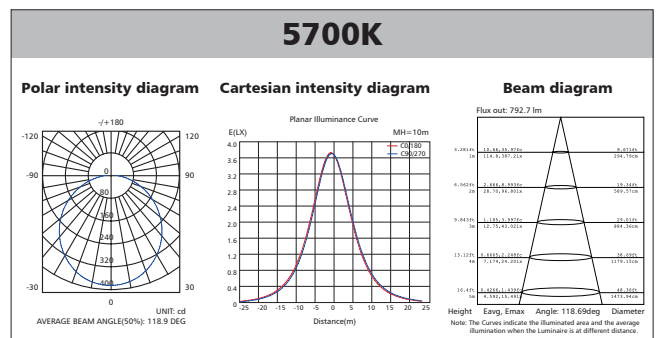
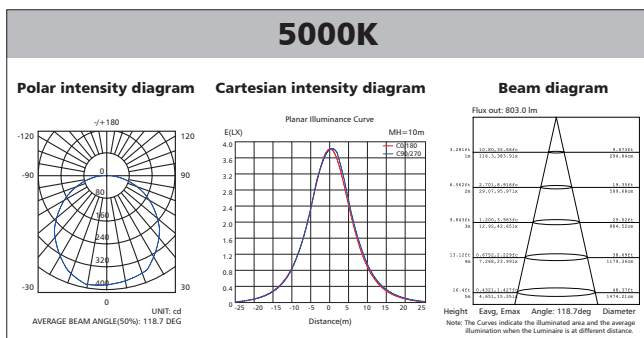
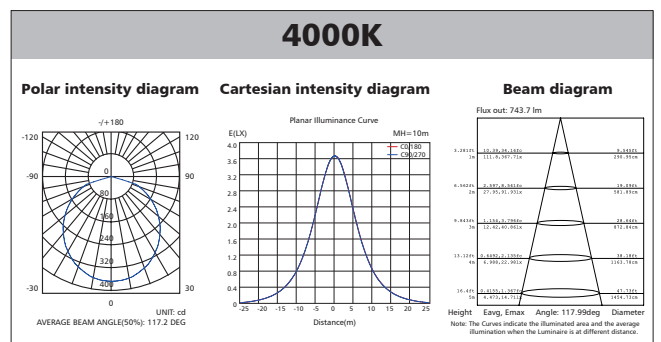
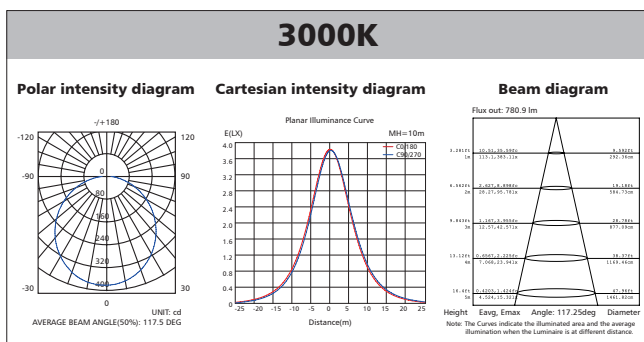
Wiring Diagram:



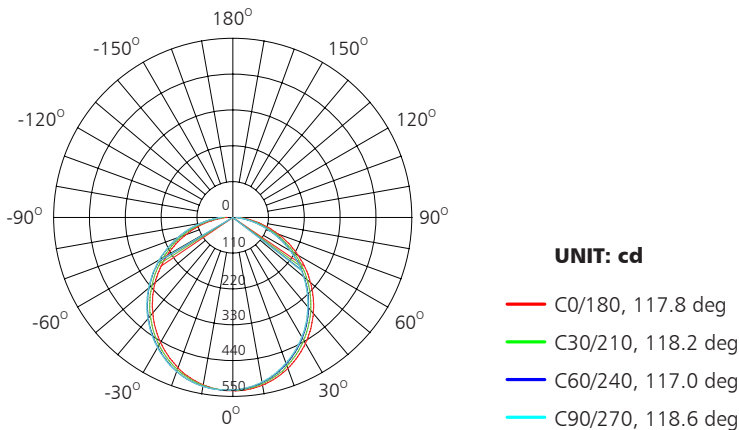
Spectral Distribution



Photometric Diagram

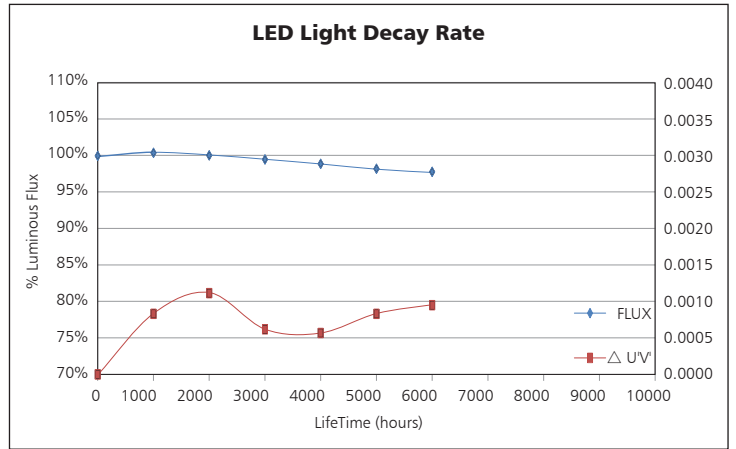
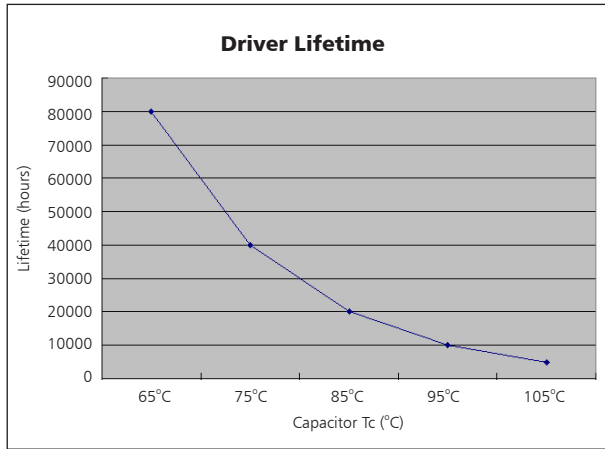


Polar Diagram Comparison



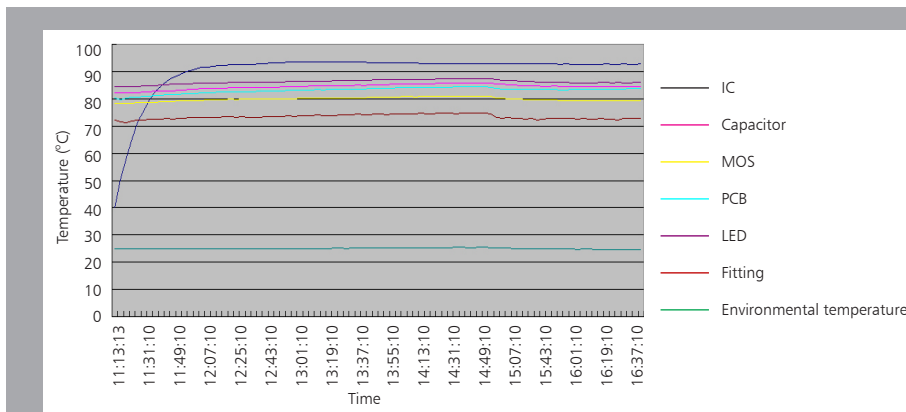
AVERAGE BEAM ANGLE (50%): 118.9DEG

Driver lifetime & LED light decay rate



Temperature

- The testing is operated at 25°C
- The lifetime of capacitor, minimum of 5,000 hours if operated at 105°C, will be doubled whenever the temperature drops 10°C
- The highest withstand temperature of IC, MOS could be 120°C
- The highest withstand temperature of LED junction temperature is 150°C



The driver lifespan is based on capacitor working temperature.

Installation

1. Take out ceiling light and accessory pack from box

2. Knock-in the plastic anchor into ceiling

3. Remove screw, take out bracket

4. Fix bracket with screw into the ceiling

5. Open junction box, wire "L" "N" "A" to terminal block and mount ceiling light into the right place

— A = UNSWITCHED
— L = SWITCHED
— N = NEUTRAL

6. Switch on

Packaging Information

	SIZE(CM)	N.W/pc (KGS)	G.W.(KGS)	Q'TY(PCs)
Carton	60*53.5*28.5	0.85	20.2	20

	CTNS	Q'TY(PCs)	VOLUME(CBM)
20" standard container	302	6040	28
40" standard container	604	12080	56

