





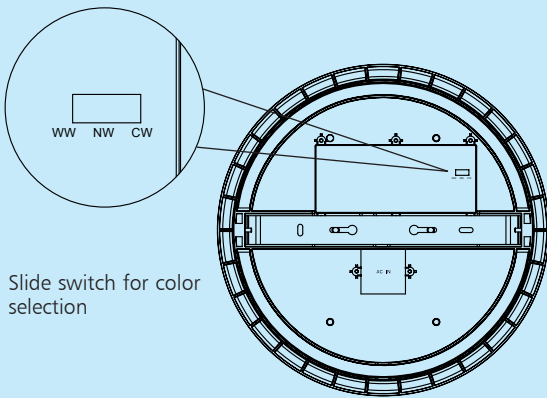
UPSHINE®



Technical Application  
Guide for UP-SHINE  
LED Ceiling light  
UP-AL08-14-25W-P3



# Introduction



Color changeable LED ceiling light adopts high lumen SMD LED, fire-rated PC light housing and diffuser with even light output. The color is changeable between 2700k, 4000k and 5700k by slide switch. Also dimmable with triac dimmers. Multi-functional design shares great popularity.

- Up to 70% energy saving compared to standard CFL
- Long lifetime of 40,000 hours
- 120° wide beam angle
- No UV/IR light
- Environment friendly, without Mercury or any other hazardous substances

## Application note

- IP54 for indoor use only
- Professional electrician for installation only
- Switch off before installation
- Do not touch when in use
- Keep away from hot steam and corrosive gas

## Operation illustrates:

1. Take rubber stopper out from slide switch for color selection.
2. Choose color by slide switch with correspond color temperature.
3. Insert rubber stopper back into slide switch properly.
4. Triac dimmable is available once a color has been selected

## Note

1. Power offer before color selection operation
2. To avoid short circuit caused by damp location, rubber stopper must be put back properly after color selection

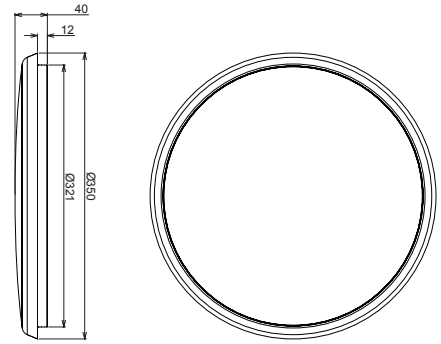
## Application Areas

It is designed for general lighting applications in office, supermarket, shop, school, hotel, etc. It is also widely used for public areas, such as stairway, lobby, reception, corridors etc.

## Certificate



# Product Information



## Technical Specifications

Model	Voltage	Power	Power Factor	Lumen (±5%)	CCT	Beam angle	Lifespan	CRI	Dimmable	Dimension
UP-AL08-14-25W-P3	AC230V	25W	≥0.9	2480	3000K	120°	40,000h	≥80	Yes	Ø350*40mm
				2700	4000K					
				2610	5700K					

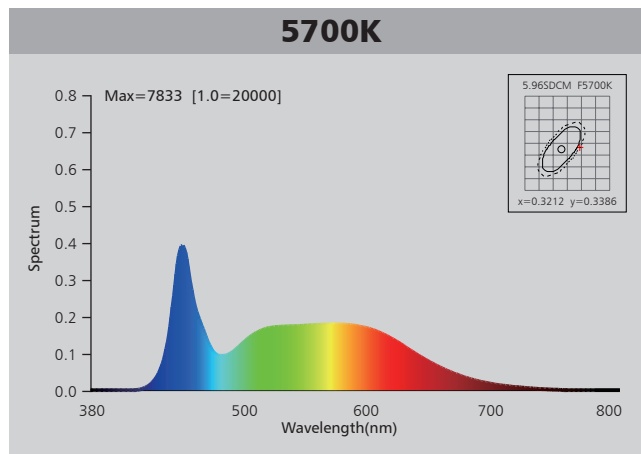
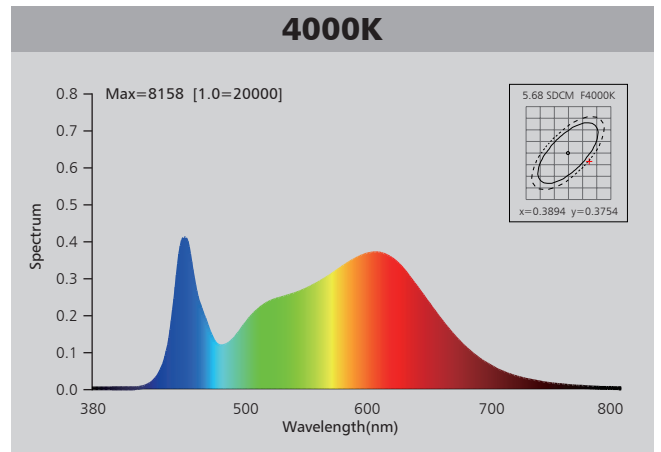
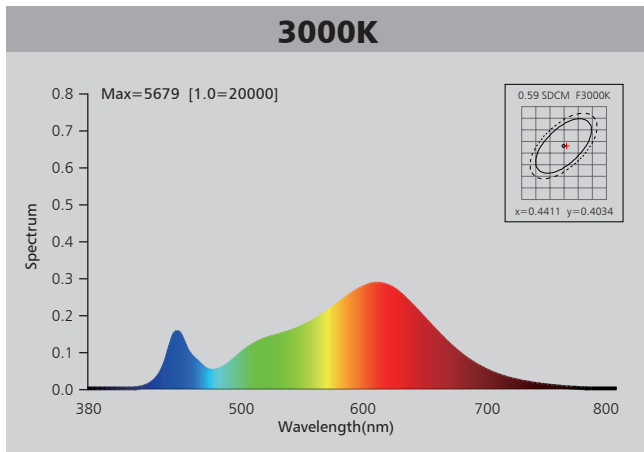
## Driver data Sheet

Driver data	DIM
Input rated Voltage	AC230V
Frequency	50Hz
Input Voltage	AC200-240V
Efficiency	≥88%
No load wattage	≤0.5W
Total load Wattage	25W±5%
Power Factor	0.9
Rated input current	≤0.14A
Full load output Voltage	60-75V
Rated output current	320mA
Output current range	320mA±5%
Power tolerance	±5%
Current output tolerance	±5%
Dimming range	8%-100%
Dimmer	Triac dimmers
Short circuit protection	PASS
Over voltage protection	PASS
Over temperature protection	PASS
Withstand voltage	-

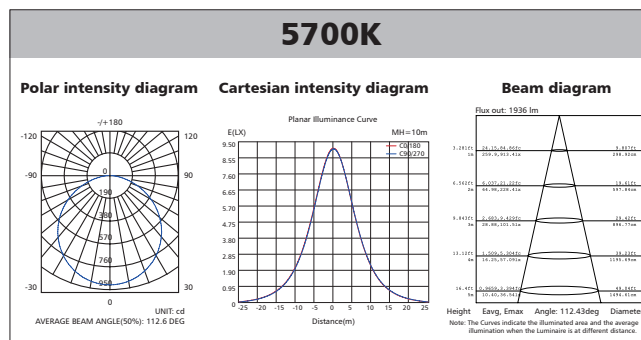
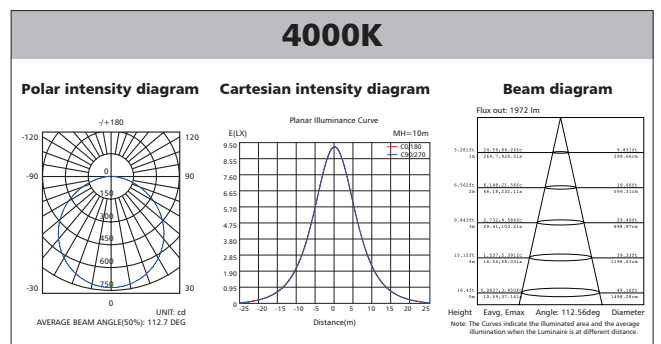
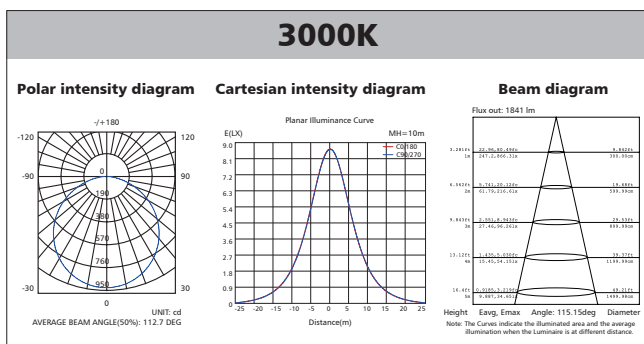
## Fixture Compatibility

Rated Wattage	Electrical Classification	Ingress Protection	Operating Temp	Operating Humidity	Storage Temp
25W	II	IP54	-20°C~45°C	0~90%	-20°C~65°C

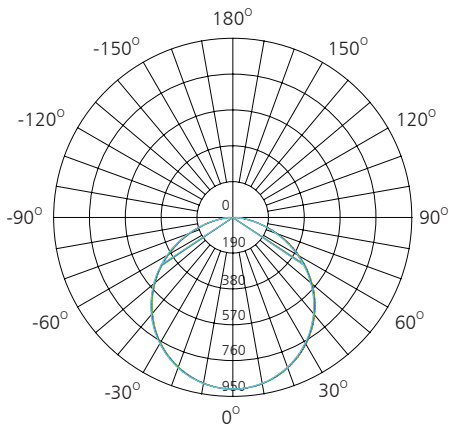
# Spectral Distribution



# Photometric Diagram



# Polar Diagram Comparison



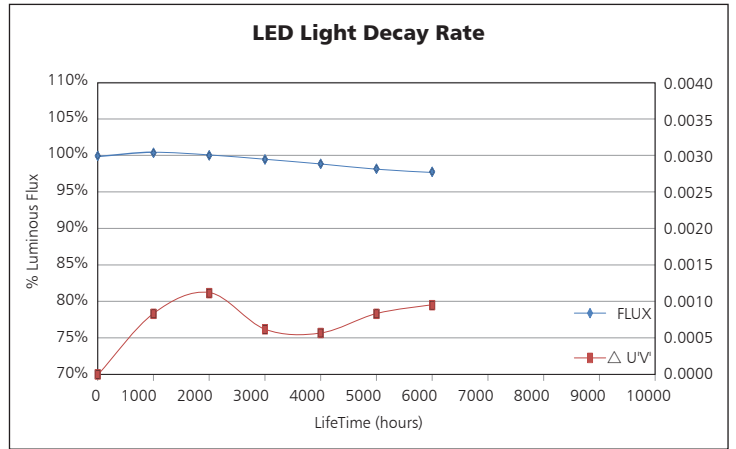
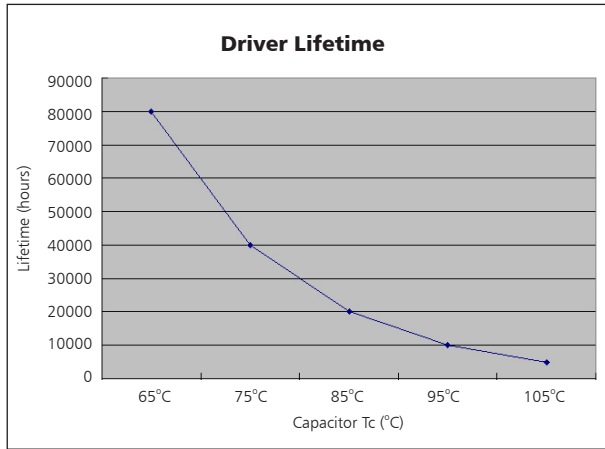
UNIT: cd

- C0/180, 112.7 deg
- C30/210, 112.6 deg
- C60/240, 112.6 deg
- C90/270, 112.7 deg



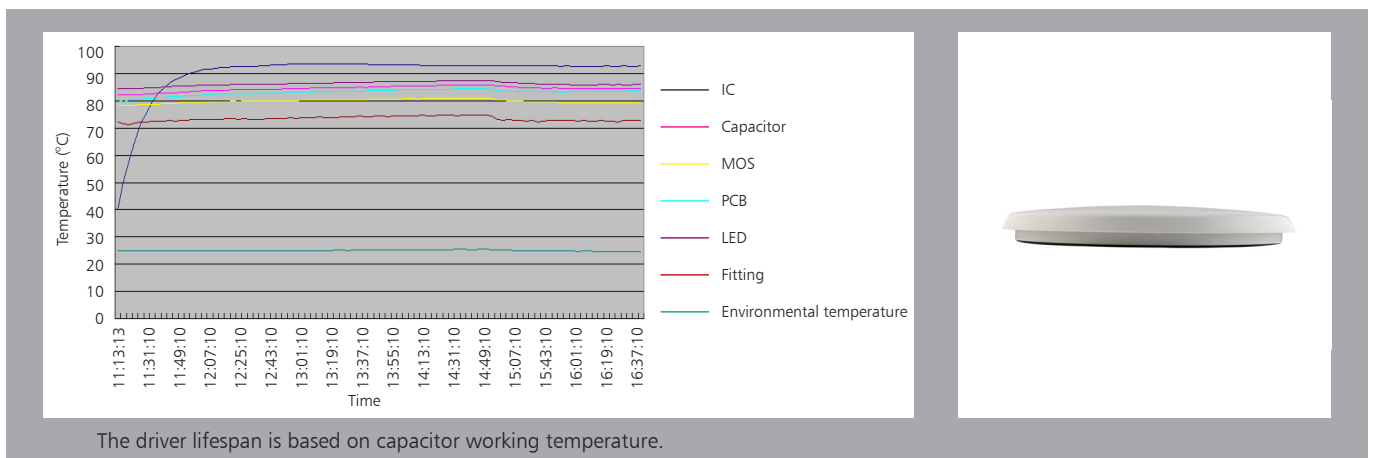
AVERAGE BEAM ANGLE (50%): 112.6 DEG

# Driver lifetime & LED light decay rate



# Temperature

- The testing is operated at 25°C
- The lifetime of capacitor, minimum of 5,000 hours if operated at 105°C, will be doubled whenever the temperature drops 10°C
- The highest withstand temperature of IC, MOS could be 120°C
- The highest withstand temperature of LED junction temperature is 150°C



# Installation

1. Take out ceiling light and accessory pack from box

2. Take rubber stopper out from slide switch for color selection.

3. Choose color by slide switch with correspond color temperature.

4. Insert rubber stopper back into slide switch properly.

5. Knock-in the plastic anchor into ceiling

6. Remove screw, take out bracket

7. Fix bracket with screw into the ceiling

8. Open junction box, wire "L" "N" to terminal block and mount ceiling light into the right place

9. Switch on

Legend:  
— L=Brown  
— N=Blue

# Packaging Information

	SIZE(CM)	N.W/pc (KGS)	G.W.(KGS)	Q'TY(PCs)
Carton	53*37.5*38.5	1.3	14.9	10

	CTNS	Q'TY(PCs)	VOLUME(CBM)
20" standard container	360	3600	28
40" standard container	720	7200	56

