



UPSHINE[®]



Technical Application
Guide for UP-SHINE
Tri-proof LED light

UP-TRP01-600-10W

Introduction



stainless steel buckle
for optional



Tri-proof LED light adopts high lumen SMD light source, a compact high PF driver and insulated fireproof PC cover into a traditional tube replacement. The lampshade with, high transparency, soft&uniform light distribution; latch design make the lampshade disassembly and assembly easier; the natural-rubber seal ring has cable joint, dustproof waterproof rating as IP65.

Anti-corrosion, shock resistance, easy cleaning, energy saving and environmental protection.

- Up to 70% energy saving compared to standard CFL
- Long lifetime of 50,000 hours
- 120° wide beam angle
- CCT: 3000K 4000K 5000K 5700K
- No UV/IR light
- Environment friendly, without Mercury or any other hazardous substances

Application notes


- IP65 for indoor use
- Professional electrician for installation only
- Switch off before installation
- Do not touch when in use

Application Areas

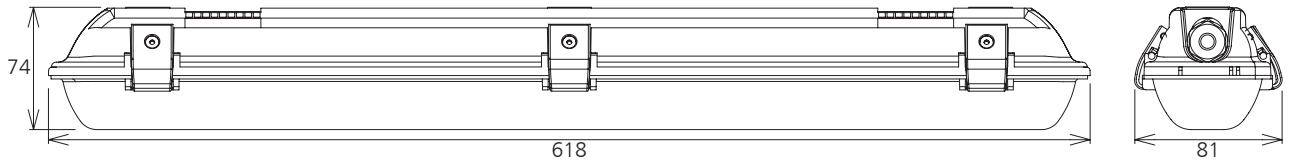
Tri-proof LED light can be used in factory, warehouse, workshop, and other lighting area with high humidity and dusty places .

Certificate

CE RoHS SAA



Product Information



Technical Specifications

Model	Voltage	Power	Power Factor	Lumen (±5%)	CCT	Beam angle	Lifespan	CRI	Dimmable	Dimension
UP-TRP01-600-10W	AC100-240V	10W	≥0.9	850	3000K	120°	50,000h	≥80	No	618*81*74mm
				1000	4000K					
				980	5000K					
				950	5700K					

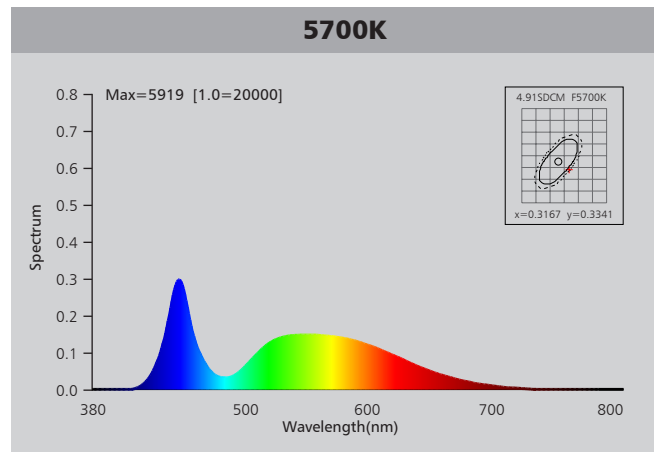
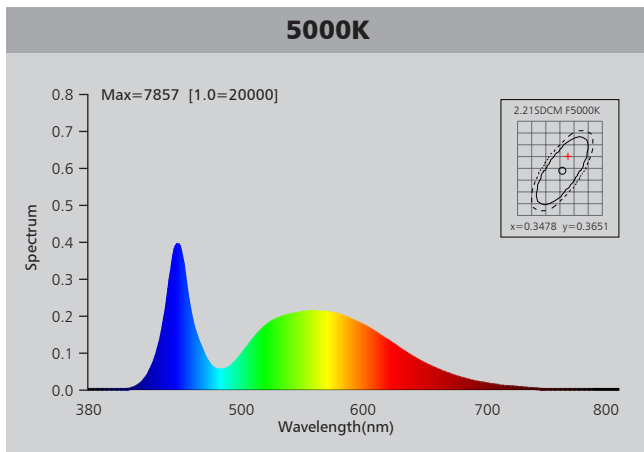
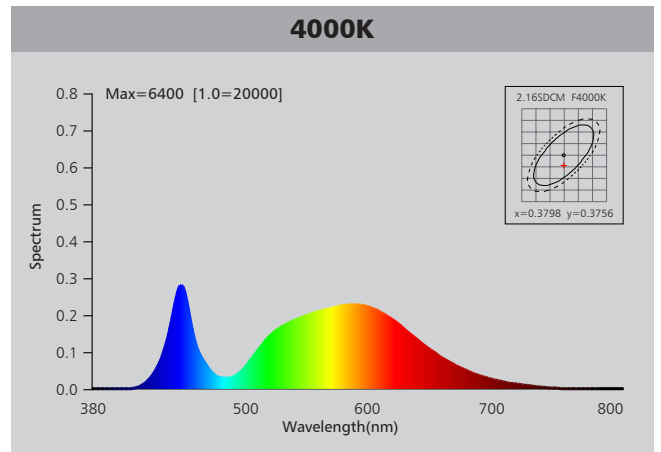
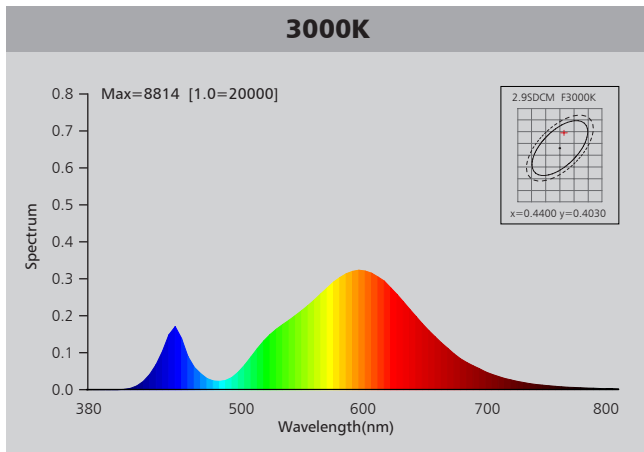
Driver data Sheet

Driver data	Non-dim
Input rated Voltage	AC100-240V
Frequency	50/60Hz
Input Voltage	AC85-265V
Efficiency	≥85%
Total load Wattage	10W±1W
Power Factor	≥0.9
Rated input current	≤0.1A
Full load output Voltage	DC60-75V
Rated output current	110mA
Output current range	110mA±5%
Power tolerance	±5%
Current output tolerance	±5%
Short circuit protection	PASS
Over voltage protection	PASS
Over temperature protection	PASS
Withstand voltage	—

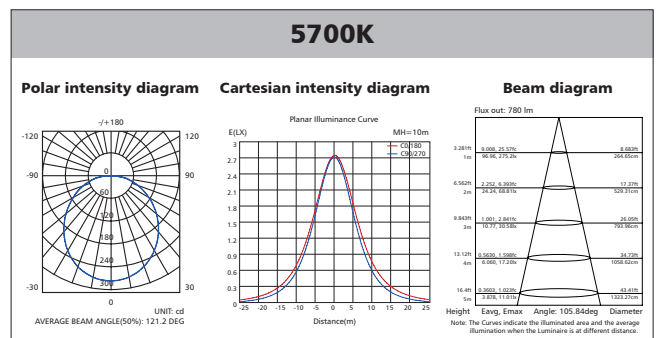
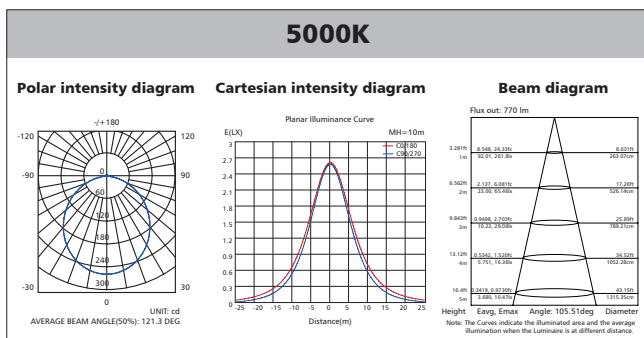
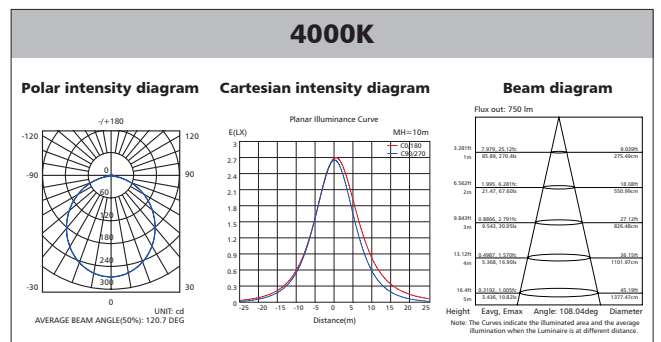
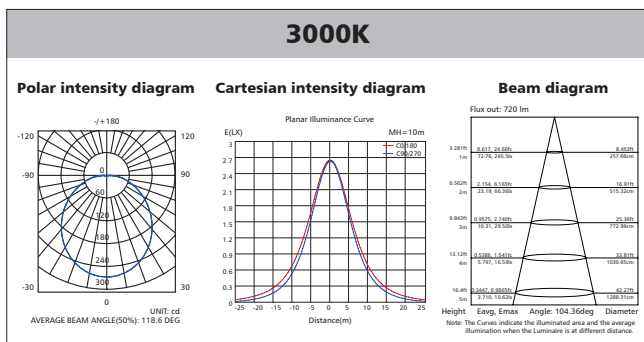
Fixture Compatibility

Rated Wattage	Electrical Classification	Ingress Protection	Operating Temp	Operating Humidity	Storage Temp
10W	I	IP65	-20°C~45°C	0~90%	-20°C~65°C

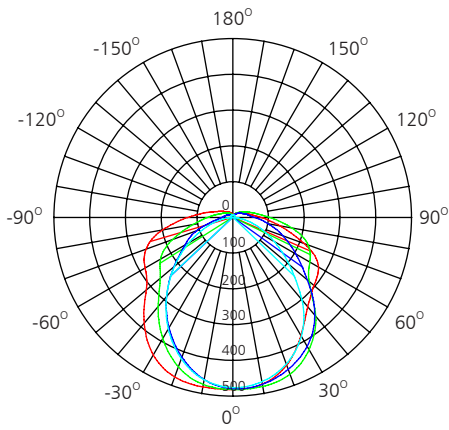
Spectral Distribution



Photometric Diagram



Polar Diagram Comparison



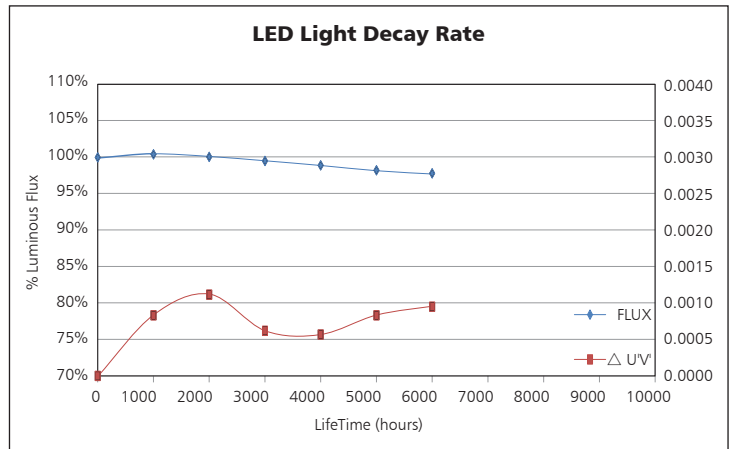
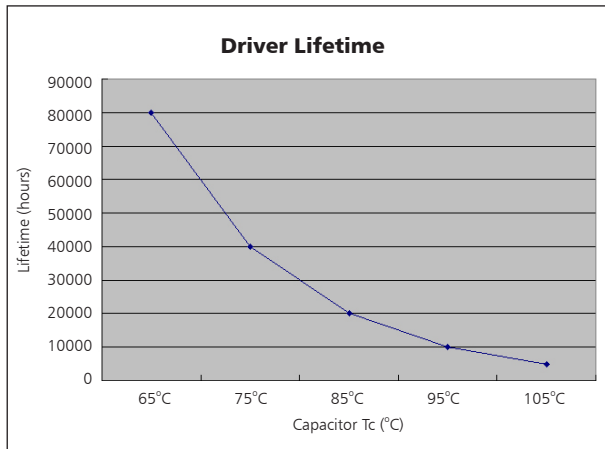
UNIT: cd

- C0/180, 140.5 deg
- C30/210, 122.3 deg
- C60/240, 101.1 deg
- C90/270, 93.2 deg



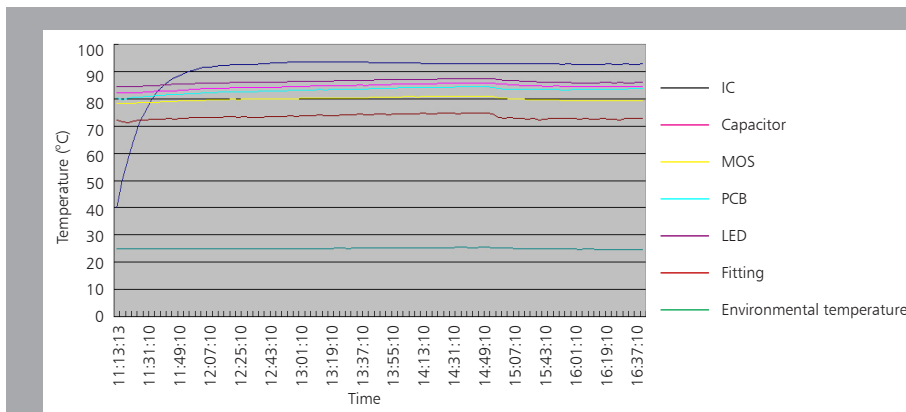
AVERAGE BEAM ANGLE (50%): 114.3DEG

Driver lifetime & LED light decay rate



Temperature

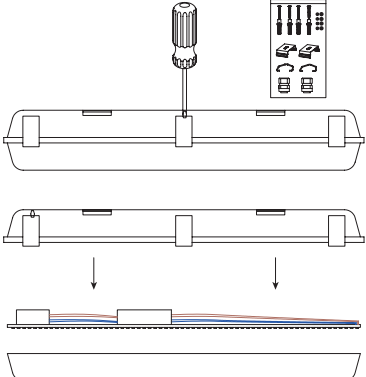
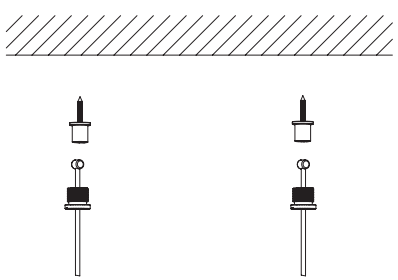
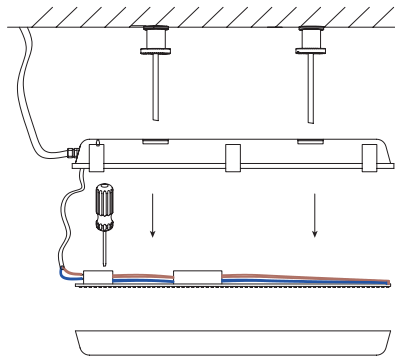
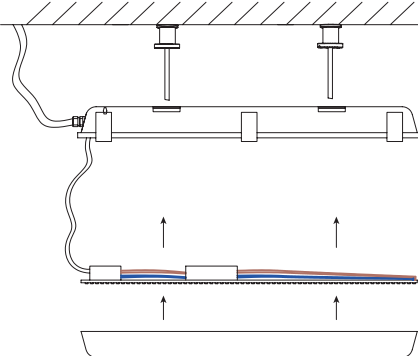
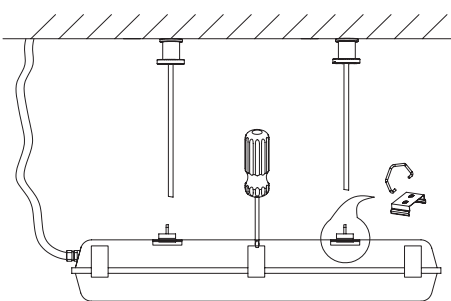
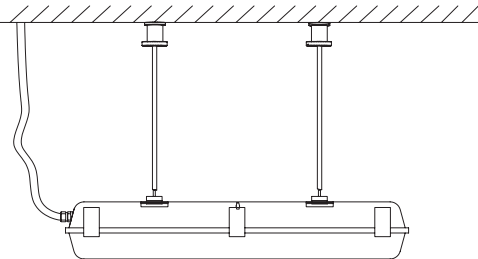
- The testing is operated at 25°C
- The lifetime of capacitor, minimum of 5,000 hours if operated at 105°C, will be doubled whenever the temperature drops 10°C
- The highest withstand temperature of IC, MOS could be 120°C
- The highest withstand temperature of LED junction temperature is 150°C



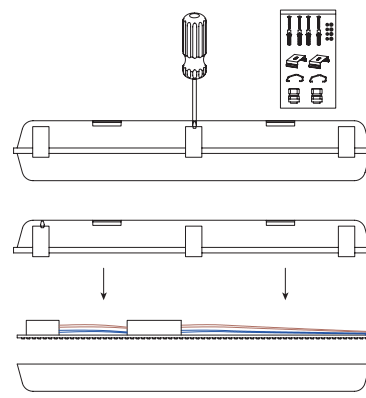
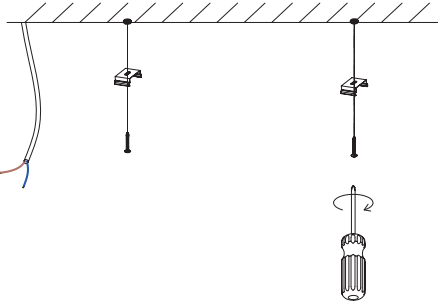
The driver lifespan is based on capacitor working temperature.

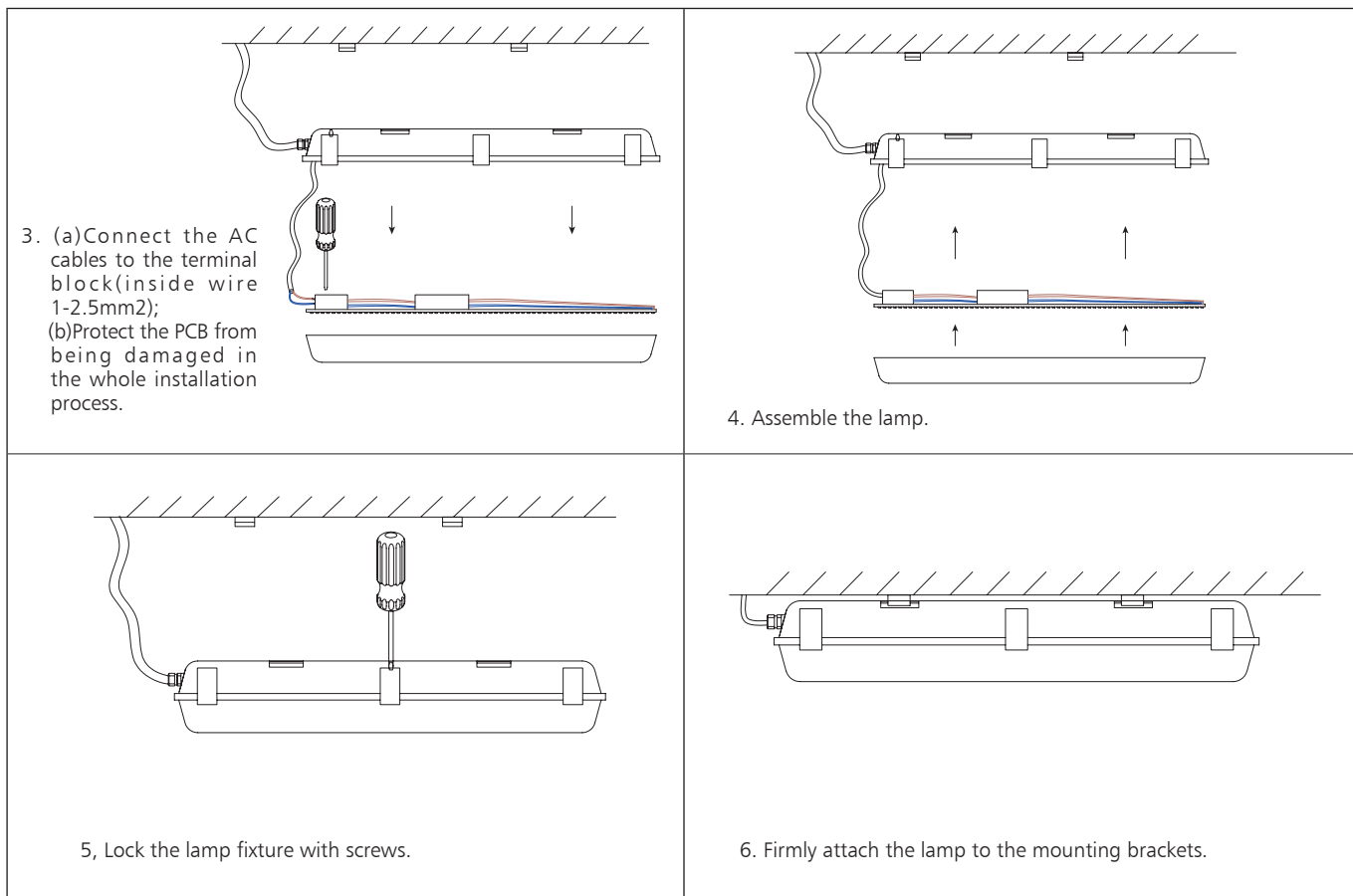
Installation

Suspended

 <p>1. Open the lamp by screw driver, take out the accessory pack from the lamp.</p>	 <p>2. Cut off the power, fix the holders of suspending ropes on the ceiling.</p>
 <p>3. (a) Connect the AC cables to the terminal block (inside wire 1-2.5mm²); (b) Protect the PCB from being damaged in the whole installation process.</p> <p> — L = BROWN — N = BLUE — ⊕ = YELLOW-GREEN </p>	 <p>4. Assemble the lamp.</p>
 <p>5. Lock the lamp fixture with screws, fix the mounting brackets on the back of lamp.</p>	 <p>6. Connect the suspending ropes to the lamp.</p>

Surface Mounted

 <p>1. Open the lamp by screw driver, take out the accessory pack from the lamp.</p>	 <p>2. Cut off the power, fix the mounting brackets on the ceiling.</p>
---	---



Packaging Information

	SIZE(CM)	N.W/pc (KGS)	G.W.(KGS)	Q'TY(PCS)
Carton	64.5*34*26.5	0.85	12.5	12

	CTNS	Q'TY(PCS)	VOLUME(CBM)
20" standard container	470	5640	28
40" standard container	940	11280	56

