



Industrial & Warehouse Lighting Case

www.upshine.com

CONTENTS

- Case Show
- Product Introduced
- Installation Notes

PART ONE

Case Show

Food Freezing Processing Plant Lighting Case









PART TWO

Product Introduced




UPSHINE AL17 LED Batten Tube Light

Up-shine practical battens are newly developed for Oceania and Europe market.

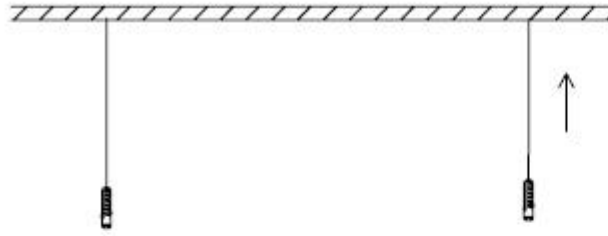
It is available in 21W 32W & 42W with size of 600mm 900mm and 1200mm. Featuring high grade polycarbonate diffuser and aluminum housing.

It is suitable for commercial and industrial use, such as super market, garage, office building, workshop etc.



PART Three

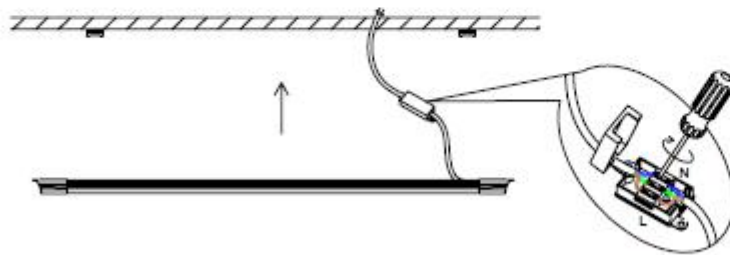
Installation Notes



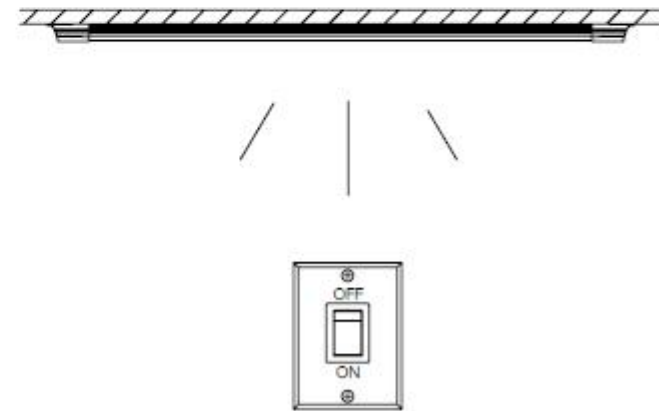
Step 1. Knock-in the plastic anchor into ceiling



Step 2. Fastening the clips on the ceiling



Step 3. Connect the power supply and hang the fixture back to the clips



Step 4. Restore power supply, switch on and test for correct operation



THANK!

WWW.UPSHINE.COM