



Technical Application Guide for UP-SHINE LED Spotlight

UP-SP92GU10-9W

Introduction



LED Spotlight adopts COB LED, with high brightness and slight light decay. Excellent heat dissipation with aluminum heatsink and good color rendering index up to 80. MR16, GU10 base available, easy installation, with direct replacement of the traditional halogen. Dimmable version achieves great compatibility to worldwide famous brand dimmers.

- Up to 70% energy saving compared to halogen lamp
- Long lifetime of 40,000 hours
- Dimmable when using triac dimmer
- 36° 60° beam angle
- Standard 50mm diameter
- CCT: 2700K 3000K 4000K 5000K
- No UV/IR light
- Environment friendly, without Mercury or any other hazardous substances

Application notes

- IP20 for indoor use
- Professional electrician for installation only
- Switch off before installation
- Do not touch when in use
- Keep away from hot steam and corrosive gas

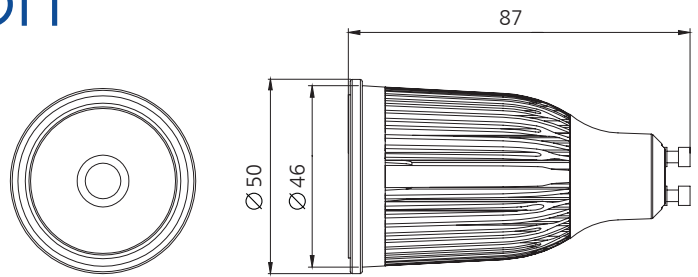
Application Areas

Application: It is widely used in residential lighting, such as bedroom, living room dining room, kitchen etc. Also commercial lighting, like hotel, restaurant, bar, shops etc.

Certificates



Product Information



Technical Specifications

Model	Voltage	Power	Power Factor	Lumen (±5%)	Beam angle	CCT	Lifespan	CRI	Dimmable	Dimension
UP-SP92GU10-9W	AC100-240V	9W	≥0.9	475	36° 60°	2700K	40000h	≥80	No	Ø50*87mm
UP-SP92GU10-9W	AC100-240V	9W	≥0.9	510	36° 60°	3000K	40000h	≥80	No	Ø50*87mm
UP-SP92GU10-9W	AC100-240V	9W	≥0.9	520	36° 60°	4000K	40000h	≥80	No	Ø50*87mm
UP-SP92GU10-9W	AC100-240V	9W	≥0.9	535	36° 60°	5000K	40000h	≥80	No	Ø50*87mm
UP-SP92GU10-9WD	AC230V	9W	≥0.7	440	36° 60°	2700K	40000h	≥80	Yes	Ø50*87mm
UP-SP92GU10-9WD	AC230V	9W	≥0.7	465	36° 60°	3000K	40000h	≥80	Yes	Ø50*87mm
UP-SP92GU10-9WD	AC230V	9W	≥0.7	480	36° 60°	4000K	40000h	≥80	Yes	Ø50*87mm
UP-SP92GU10-9WD	AC230V	9W	≥0.7	490	36° 60°	5000K	40000h	≥80	Yes	Ø50*87mm

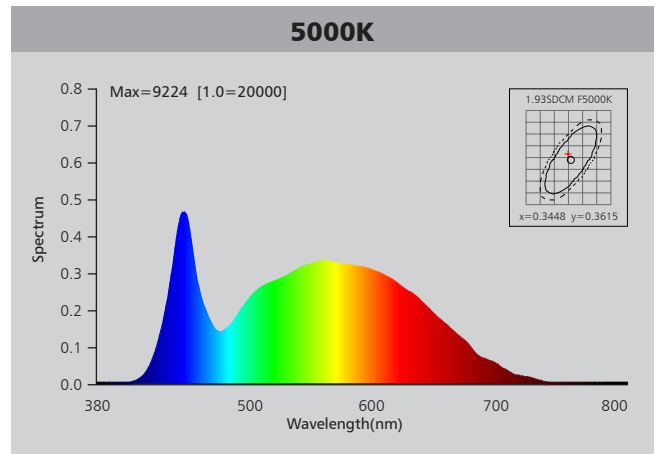
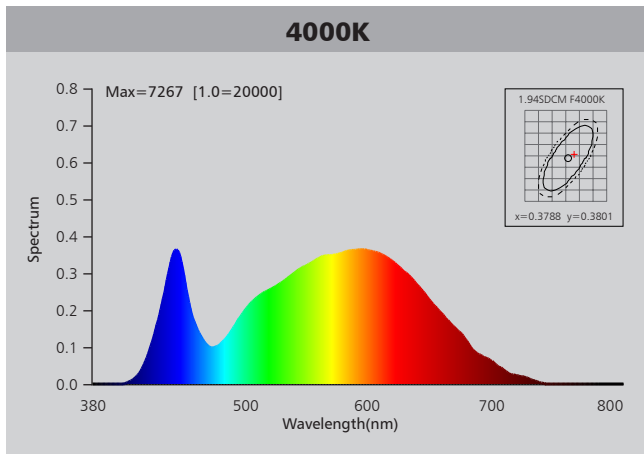
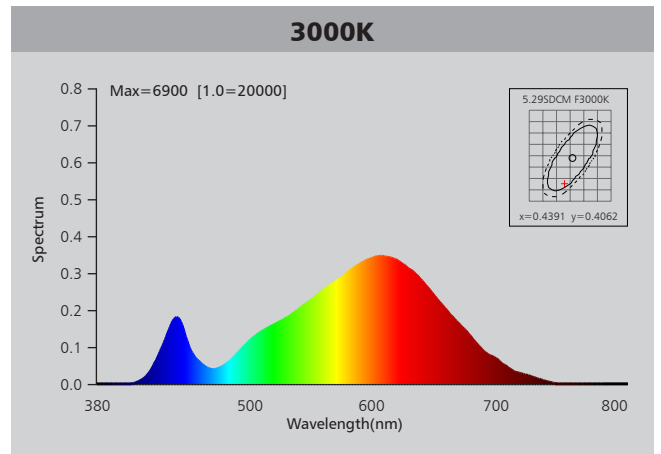
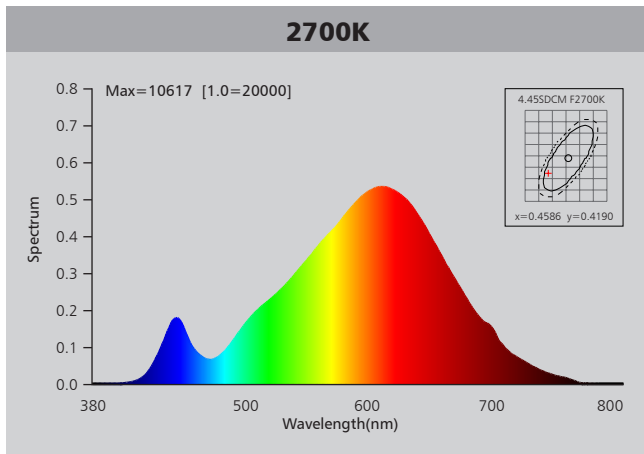
Driver data Sheet

Driver data	DIM	Non-dim
Input rated Voltage	AC230V	AC100-240V
Frequency	50Hz	50/60Hz
Input Voltage	AC200-240V	AC85-265V
Efficiency	≥75%	≥80%
Total load Wattage	9W±1W	9W±1W
Power Factor	≥0.7	≥0.9
Rated input current	≤0.03A	≤0.1A
Full load output Voltage	DC30-40V	DC30-40V
Rated output current	160mA	175mA
Output current range	160mA±5%	175mA±5%
Power tolerance	±5%	±5%
Current output tolerance	±5%	±5%
Short circuit protection	PASS	PASS
Over voltage protection	PASS	PASS
Over temperature protection	PASS	PASS
Withstand voltage	AC3750V	AC3750V

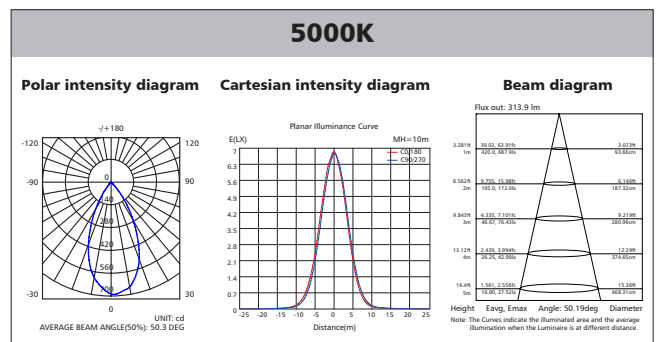
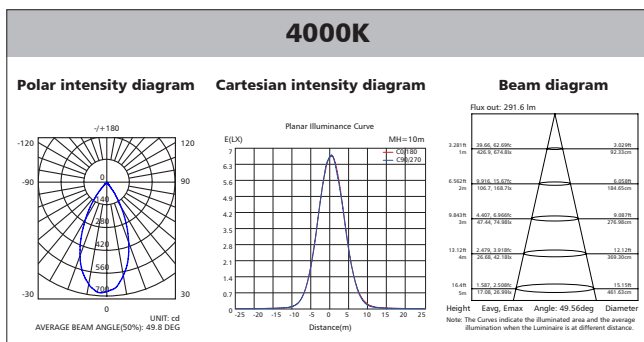
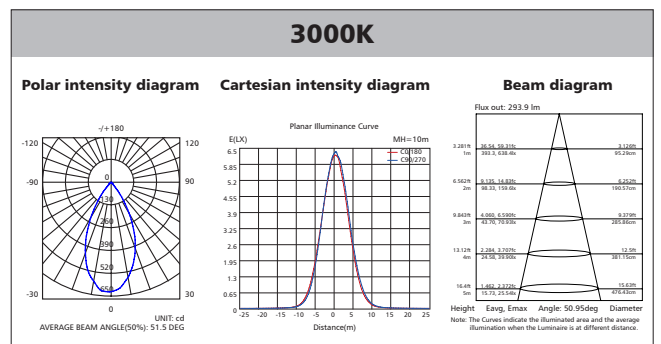
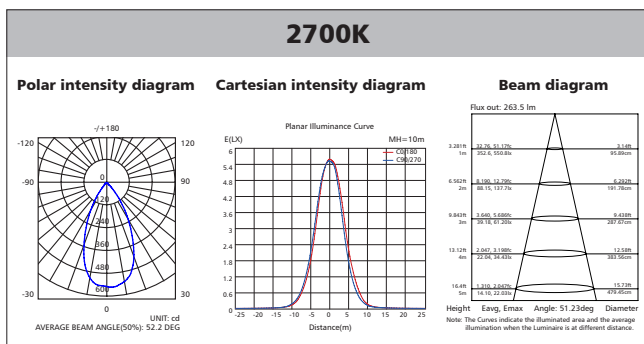
Fixture Compatibility

Rated Wattage	Electrical Classification	Ingress Protection	Operating Temp	Operating Humidity	Storage Temp
9W	II	IP20	-20°C~45°C	0~100%	-20°C~65°C

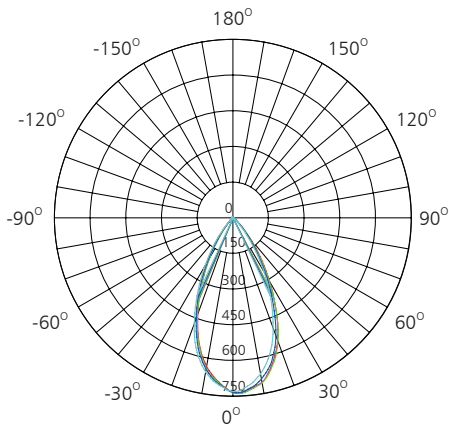
Spectral Distribution



Photometric Diagram



Polar Diagram Comparison



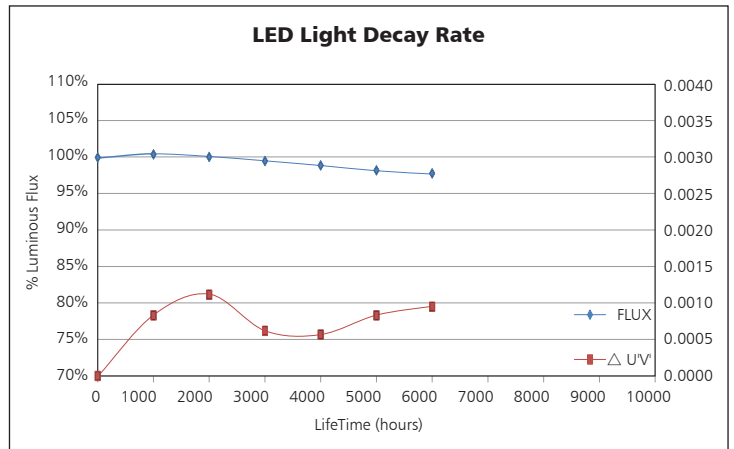
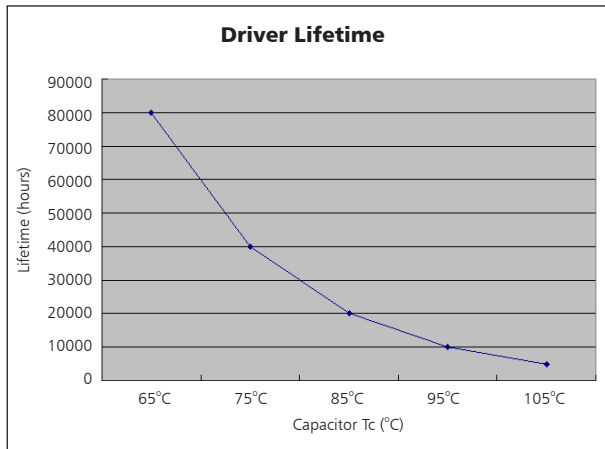
UNIT: cd

- C0/180, 50.3 deg
- C30/210, 50.3 deg
- C60/240, 50.2 deg
- C90/270, 50.3 deg



AVERAGE BEAM ANGLE (50%): 50.3 DEG

Driver lifetime & LED light decay rate



Temperature

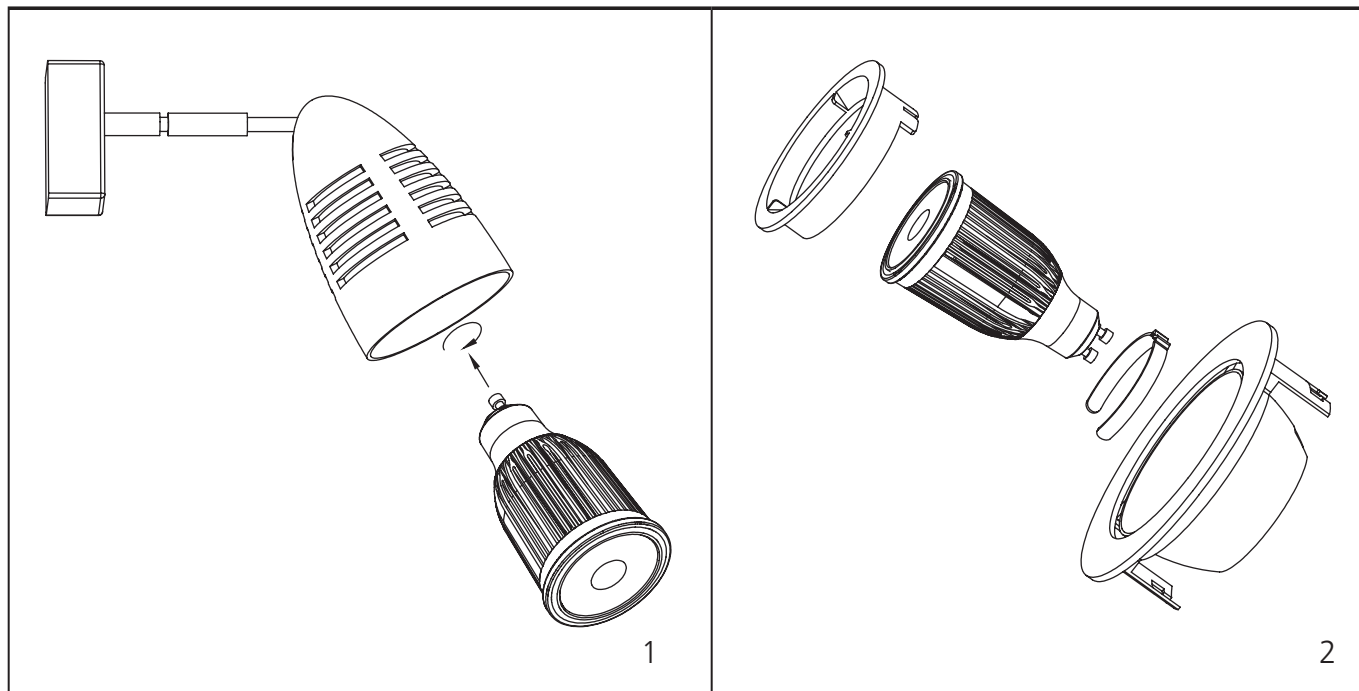
- The testing is operated at 25°C
- The lifetime of capacitor, minimum of 5,000 hours if operated at 105°C, will be doubled whenever the temperature drops 10°C
- The highest withstand temperature of IC, MOS could be 120°C
- The highest withstand temperature of LED junction temperature is 150°C

Time	IC	Capacitor	MOS	PCB	LED	Fitting	Environmental temperature
11:57:01	35	35	35	35	35	35	35
12:14:53	70	70	70	70	70	70	35
12:32:53	85	85	85	85	85	85	35
12:50:53	90	90	90	90	90	90	35
13:08:53	90	90	90	90	90	90	35
13:26:53	90	90	90	90	90	90	35
13:44:53	90	90	90	90	90	90	35
14:02:53	90	90	90	90	90	90	35
14:20:53	90	90	90	90	90	90	35
14:38:53	90	90	90	90	90	90	35
14:56:53	90	90	90	90	90	90	35
15:14:53	90	90	90	90	90	90	35
15:32:53	90	90	90	90	90	90	35
15:50:53	90	90	90	90	90	90	35
16:08:53	90	90	90	90	90	90	35
16:26:53	90	90	90	90	90	90	35
16:44:53	90	90	90	90	90	90	35
17:02:53	90	90	90	90	90	90	35
17:20:53	90	90	90	90	90	90	35

The driver lifespan is based on capacitor working temperature.

www.upshined.com info@upshine-lighting.com

Installation



Packaging Information

	SIZE(CM)	N.W/pc (KGS)	G.W.(KGS)	Q'TY(PCS)
Carton	29*29*47.5	0.105	14	100

	CTNS	Q'TY(PCS)	VOLUME(CBM)
20" standard container	700	70000	28
40" standard container	1400	140000	56

