



Technical Application Guide for UP-SHINE LED Spotlight

UP-SP91GU10-6W

Introduction



LED Spotlight adopts COB LED, with high brightness and slight light decay. Excellent heat dissipation with aluminum heatsink and good color rendering index up to 80. MR16, GU10 base available, easy installation, with direct replacement of the traditional halogen. Dimmable version achieves great compatibility to worldwide famous brand dimmers.

- Up to 70% energy saving compared to halogen lamp
- Long lifetime of 40,000 hours
- Dimmable when using triac dimmer
- 36° 60° beam angle
- Standard 50mm diameter
- CCT: 2700K 3000K 4000K 5000K
- No UV/IR light
- Environment friendly, without Mercury or any other hazardous substances

Application notes

- IP20 for indoor use
- Professional electrician for installation only
- Switch off before installation
- Do not touch when in use
- Keep away from hot steam and corrosive gas

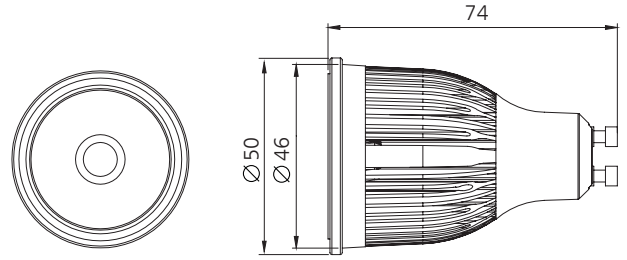
Application Areas

Application: It is widely used in residential lighting, such as bedroom, living room dining room, kitchen etc. Also commercial lighting, like hotel, restaurant, bar, shops etc.

Certificates



Product Information



Technical Specifications

Model	Voltage	Power	Power Factor	Lumen (±5%)	Beam angle	CCT	Lifespan	CRI	Dimmable	Dimension
UP-SP91GU10-6W	AC100-240V	6W	≥0.7	280	36° 60°	2700K	40000h	≥80	No	Ø50*74mm
UP-SP91GU10-6W	AC100-240V	6W	≥0.7	300	36° 60°	3000K	40000h	≥80	No	Ø50*74mm
UP-SP91GU10-6W	AC100-240V	6W	≥0.7	310	36° 60°	4000K	40000h	≥80	No	Ø50*74mm
UP-SP91GU10-6W	AC100-240V	6W	≥0.7	320	36° 60°	5000K	40000h	≥80	No	Ø50*74mm
UP-SP91GU10-6WD	AC230V	6W	≥0.9	250	36° 60°	2700K	40000h	≥80	Yes	Ø50*74mm
UP-SP91GU10-6WD	AC230V	6W	≥0.9	270	36° 60°	3000K	40000h	≥80	Yes	Ø50*74mm
UP-SP91GU10-6WD	AC230V	6W	≥0.9	290	36° 60°	4000K	40000h	≥80	Yes	Ø50*74mm
UP-SP91GU10-6WD	AC230V	6W	≥0.9	300	36° 60°	5000K	40000h	≥80	Yes	Ø50*74mm

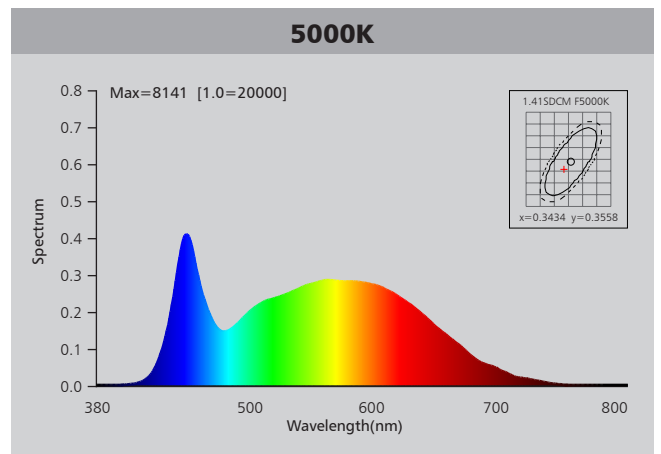
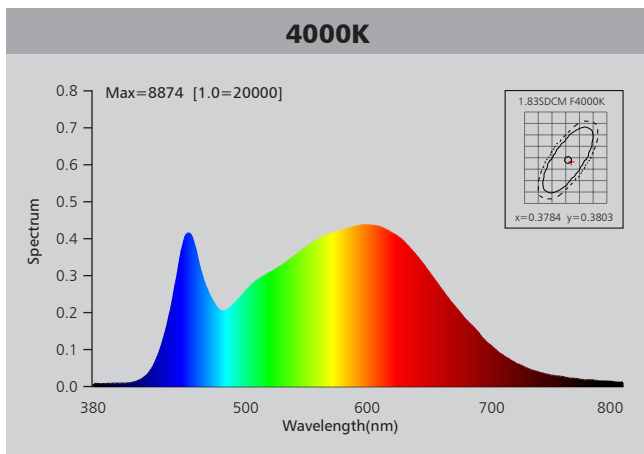
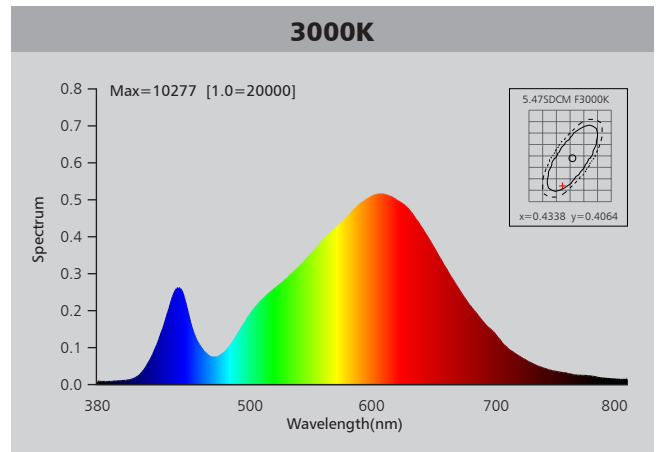
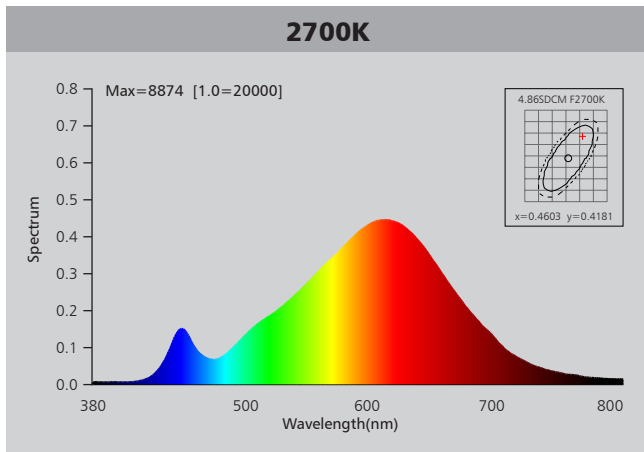
Driver data Sheet

Driver data	DIM	Non-dim
Input rated Voltage	AC230V	AC100-240V
Frequency	50Hz	50/60Hz
Input Voltage	AC200-240V	AC85-265V
Efficiency	≥70%	≥75%
Total load Wattage	6W±0.5W	6W±0.5W
Power Factor	≥0.9	≥0.7
Rated input current	≤0.03A	≤0.085A
Full load output Voltage	DC9-12V	DC9-12V
Rated output current	400mA	430mA
Output current range	400mA±5%	430mA±5%
Power tolerance	±5%	±5%
Current output tolerance	±5%	±5%
Short circuit protection	PASS	PASS
Over voltage protection	PASS	PASS
Over temperature protection	PASS	PASS
Withstand voltage	AC3750V	AC3750V

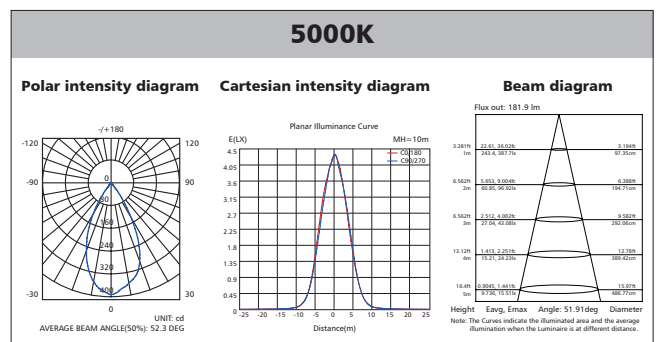
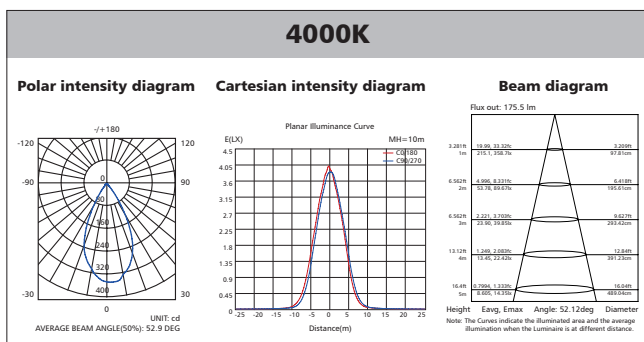
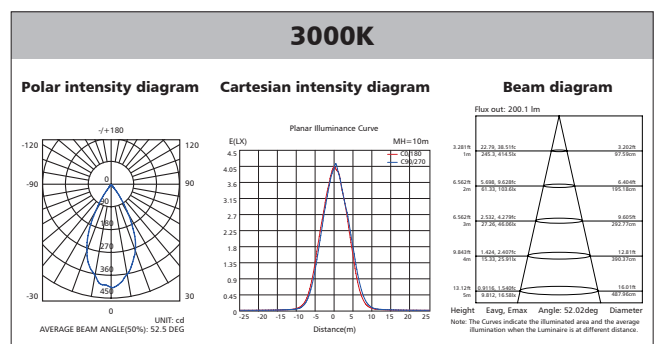
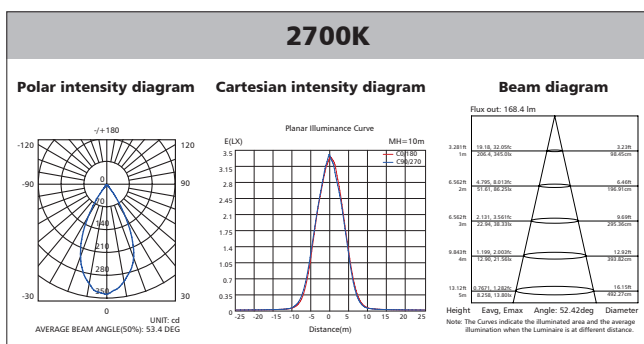
Fixture Compatibility

Rated Wattage	Electrical Classification	Ingress Protection	Operating Temp	Operating Humidity	Storage Temp
6W	II	IP20	-20°C~45°C	0~90%	-20°C~65°C

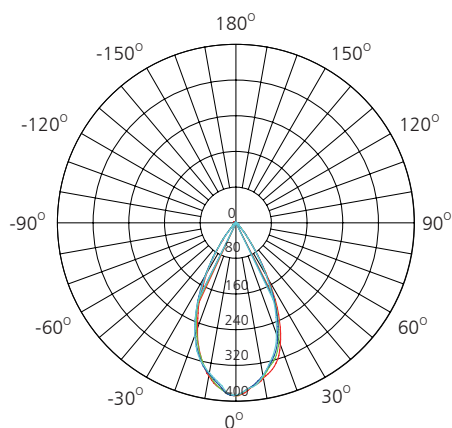
Spectral Distribution



Photometric Diagram



Polar Diagram Comparison



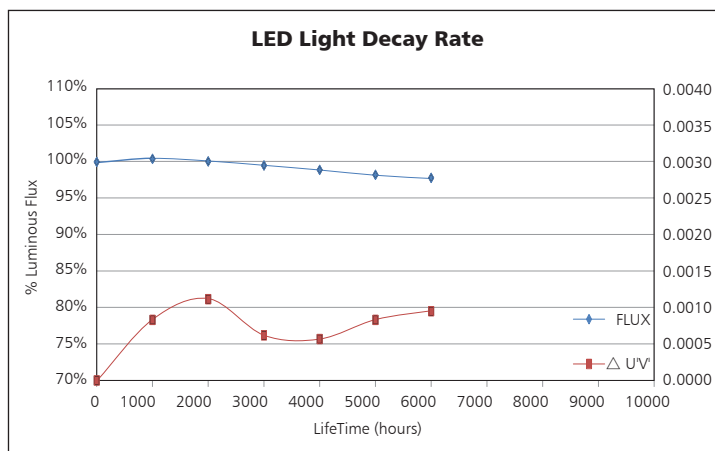
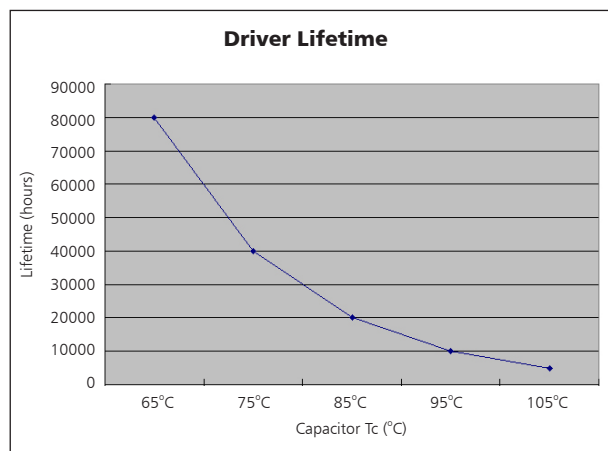
UNIT: cd

- C0/180, 52.2 deg
- C30/210, 52.4 deg
- C60/240, 52.6 deg
- C90/270, 52.0 deg

AVERAGE BEAM ANGLE (50%): 52.3 DEG

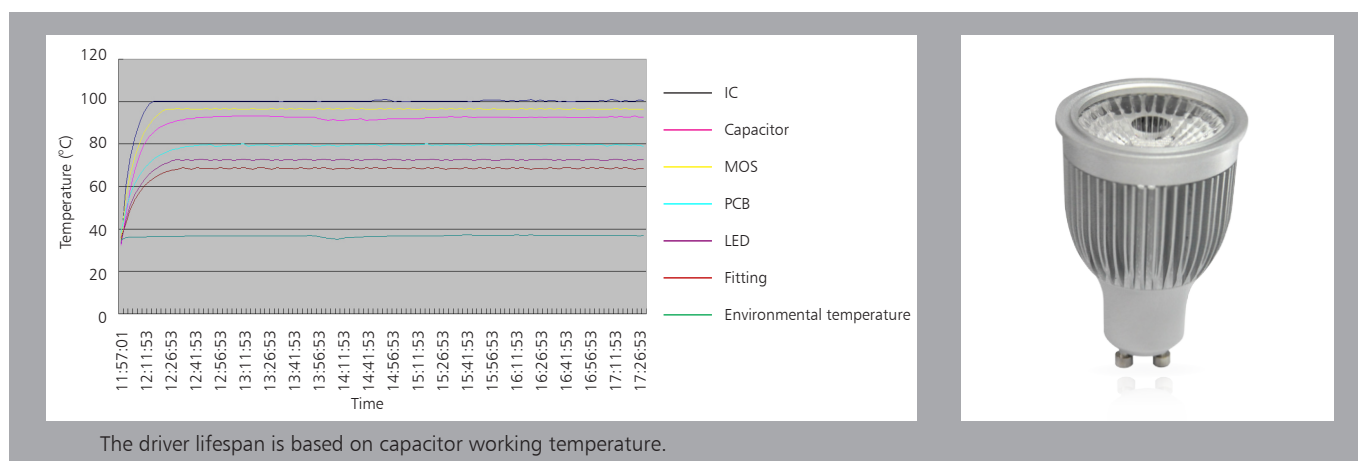


Driver lifetime & LED light decay rate



Temperature

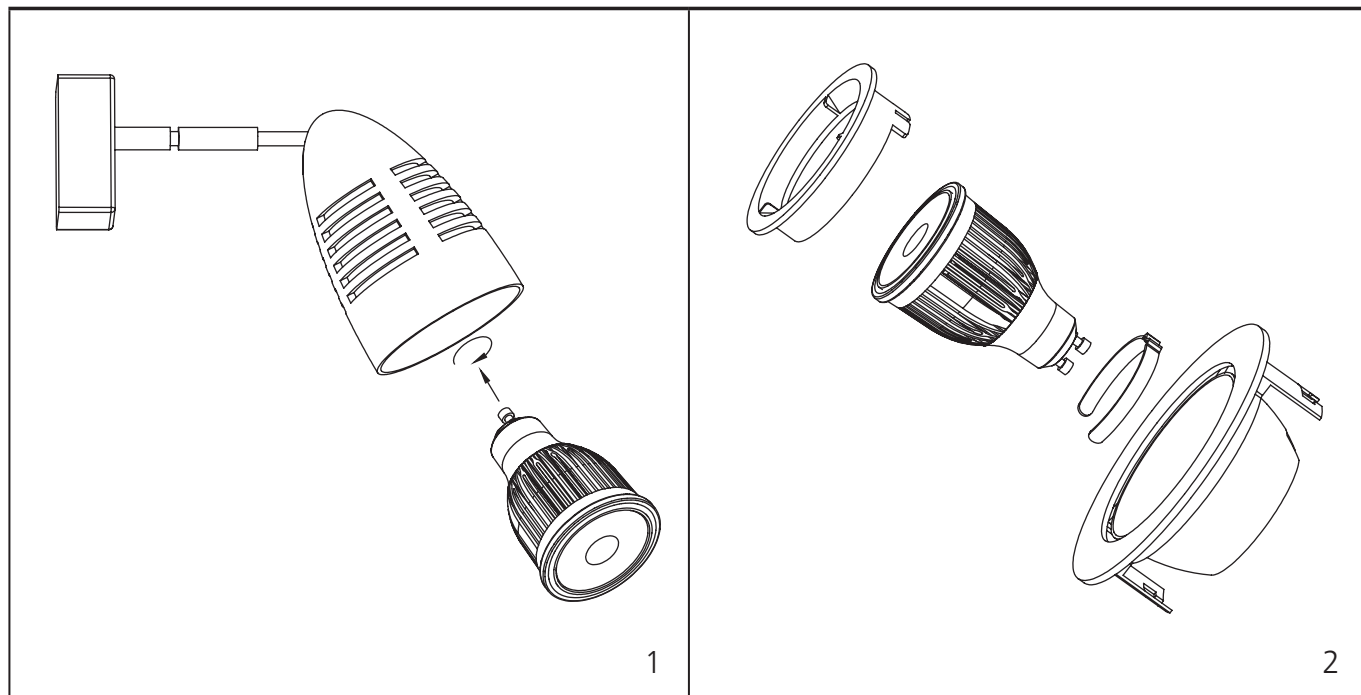
- The testing is operated at 25°C
- The lifetime of capacitor, minimum of 5,000 hours if operated at 105°C, will be doubled whenever the temperature drops 10°C
- The highest withstand temperature of IC, MOS could be 120°C
- The highest withstand temperature of LED junction temperature is 150°C



The driver lifespan is based on capacitor working temperature.



Installation



Packaging Information

	SIZE(CM)	N.W/pc (KGS)	G.W.(KGS)	Q'TY(PCS)
Carton	29*29*36.5	0.075	10	100

	CTNS	Q'TY(PCS)	VOLUME(CBM)
20" standard container	903	90300	28
40" standard container	1806	180600	56

