



Technical Application Guide for UP-SHINE LED Waterproof Panel Light

UP-PL3030-U-18W

Introduction



Up-shine waterproof panel is a complementary for the existing panel version, normally used to replace grid lamp in damp locations. IP54 waterproof structural design, high lumen SMD LED chip and external driver in top branded component make it competitive. The ultra slim profile fits seamlessly into any workplace. It is available in various installation ways: embedded into ceiling, suspended with hanging wires, surface mounted in a concrete ceiling by using surface mounting frame.

- Up to 80% energy saving compared to standard CFL
- Long lifetime of 40,000 hours
- 120° wide beam angle
- CCT: 3000K 4000K
5000K 5700K
- No UV/IR light
- Environment friendly, without Mercury or any other hazardous substances

Application notes

- IP54 for indoor use
- Professional electrician for installation only
- Switch off before installation
- Do not touch when in use
- Keep away from hot steam and corrosive gas

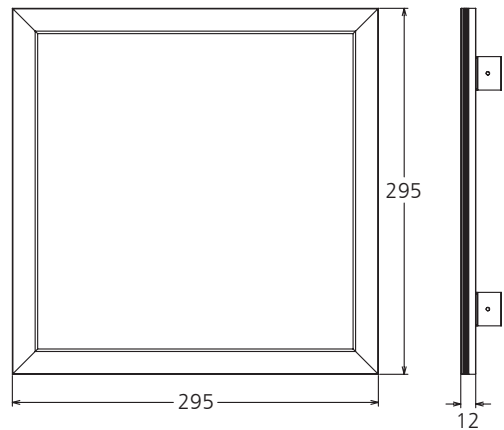
Application Areas

Ideally used for various commercial and residential lighting applications, especially for damp location.

Certificates



Product Information



Technical Specifications

Model	Voltage	Power	Power Factor	Lumen (±5%)	Beam angle	CCT	Lifespan	CRI	Dimmable	Dimension
UP-PL3030-18W-U	AC100-240V	18W	≥0.9	1220	120°	3000K	40000h	≥80	No	295*295*12mm
UP-PL3030-18W-U	AC100-240V	18W	≥0.9	1270	120°	4000K	40000h	≥80	No	295*295*12mm
UP-PL3030-18W-U	AC100-240V	18W	≥0.9	1350	120°	5000K	40000h	≥80	No	295*295*12mm
UP-PL3030-18W-U	AC100-240V	18W	≥0.9	1300	120°	5700K	40000h	≥80	No	295*295*12mm

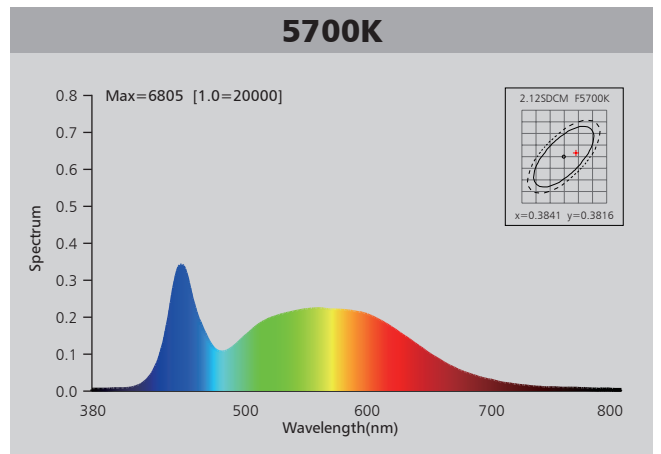
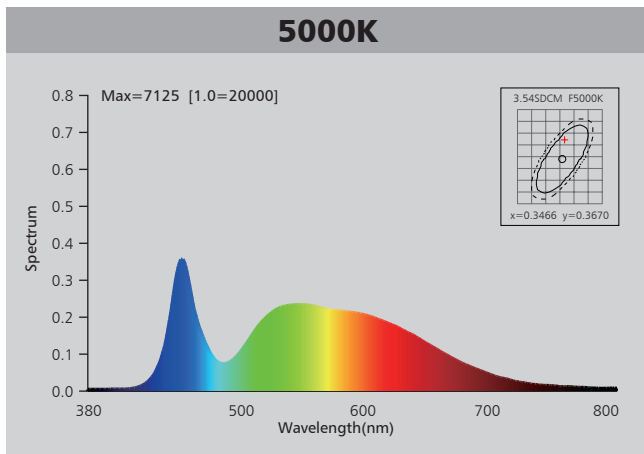
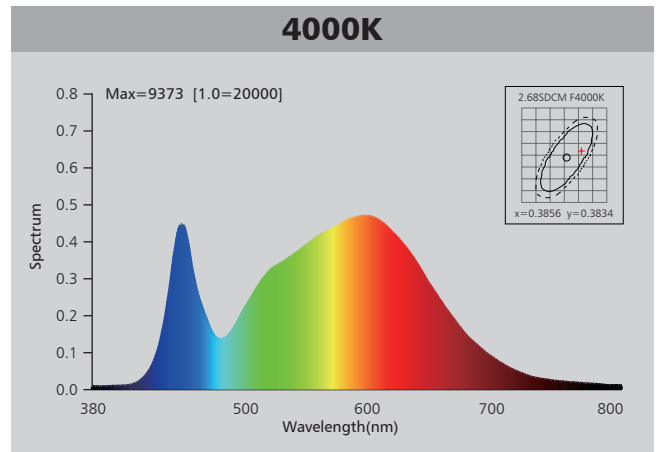
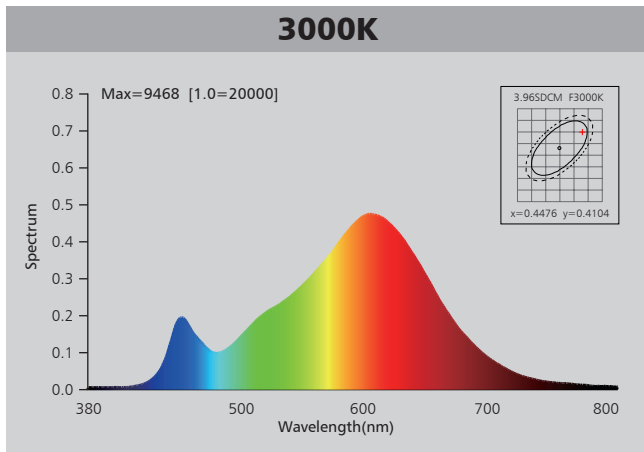
Driver data Sheet

Driver data	Non-dim
Input rated Voltage	AC100-240V
Frequency	50/60Hz
Input Voltage	AC85-265V
Efficiency	≥85%
Total load Wattage	18±1W
Power Factor	≥0.9
Rated input current	≤0.2A
Full load output Voltage	35-38V
Rated output current	420mA
Output current range	420mA±5%
Power tolerance	±5%
Current output toleranceT	±5%
Short circuit protection	PASS
Over voltage protection	PASS
Over temperature protection	PASS
Withstand voltage	AC3750V

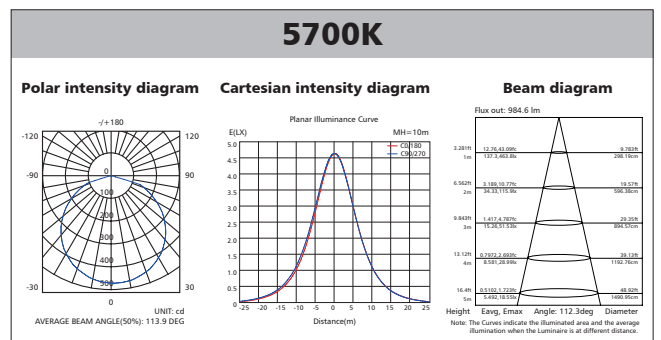
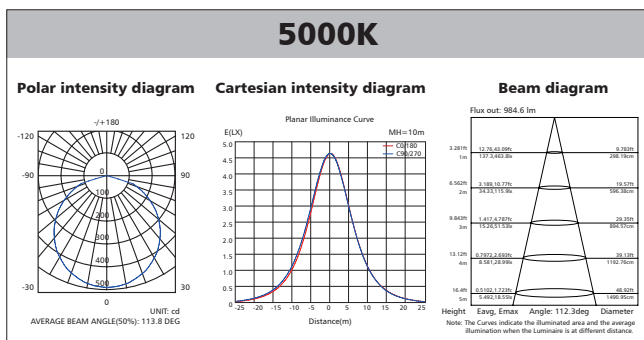
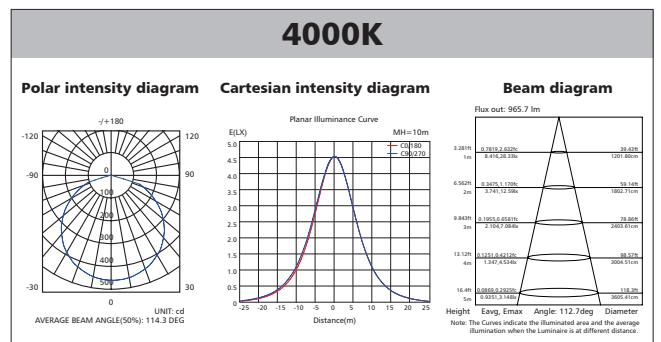
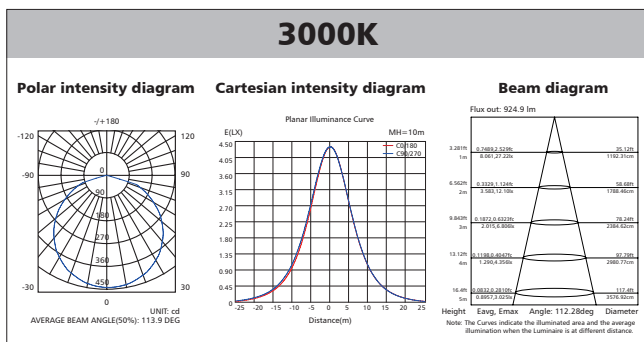
Fixture Compatibility

Rated Wattage	Electrical Classification	Ingress Protection	Operating Temp	Operating Humidity	Storage Temp
18W	II	IP54	-20°C~45°C	0~90%	-20°C~65°C

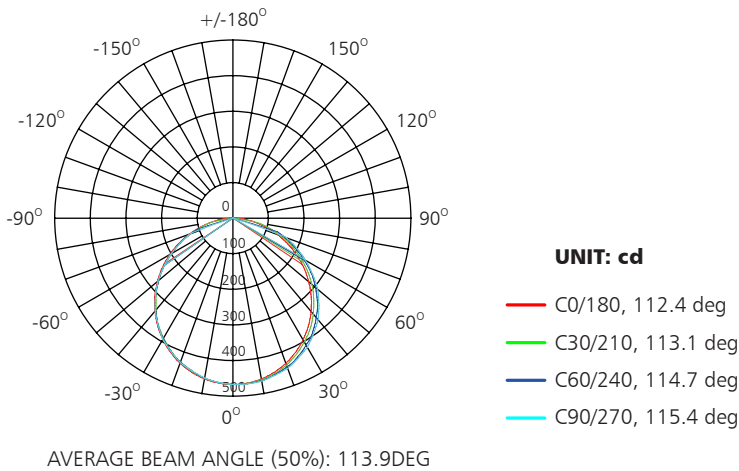
Spectral Distribution



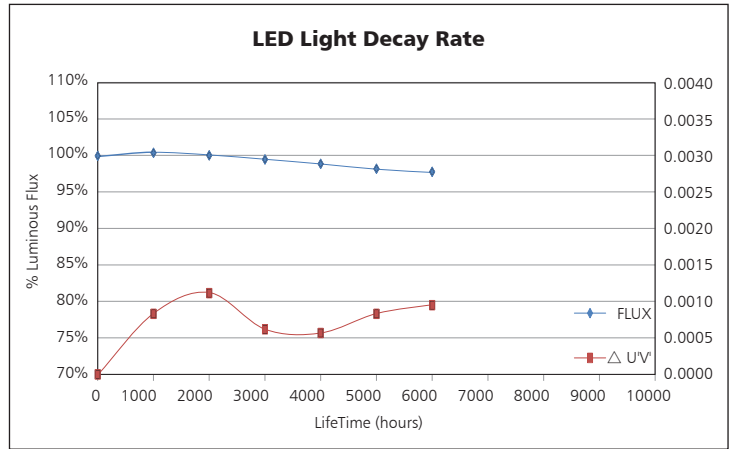
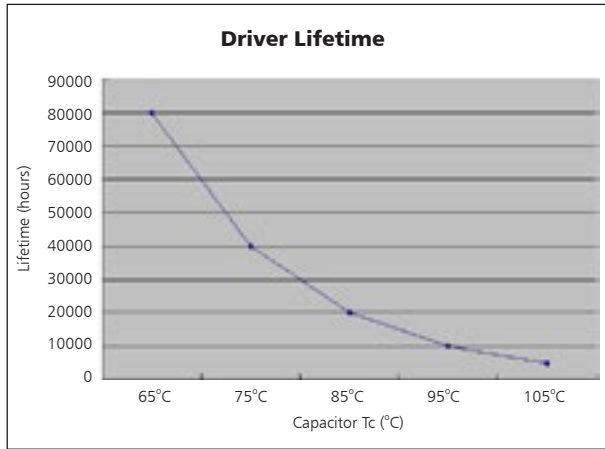
Photometric Diagram



Polar Diagram Comparison

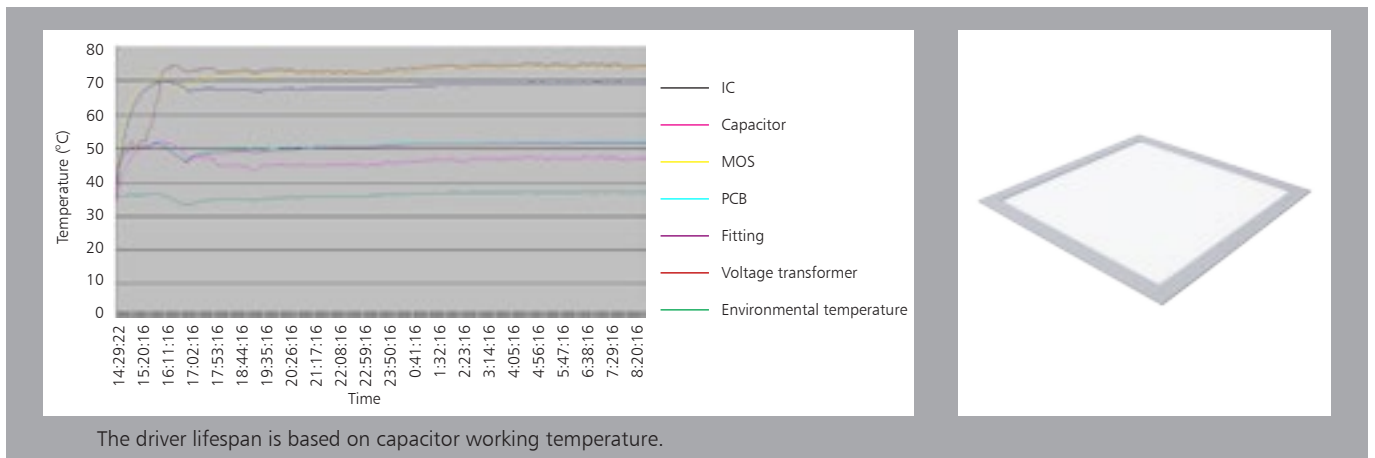


Driver lifetime & LED light decay rate



Temperature

- The testing is operated at 25°C
- The lifetime of capacitor, minimum of 5,000 hours if operated at 105°C, will be doubled whenever the temperature drops 10°C
- The highest withstand temperature of IC, MOS could be 120°C
- The highest withstand temperature of LED junction temperature is 150°C



Installation

1. Recessed into ceiling

1. Remove ceiling plaster slab
2. Connect power supply
3. Fix the panel light into right place
4. Stabilize the panel

2. Suspending

1. A. Fix the anchor into target place on the ceiling
B. Fix the installation mount on the ceiling with plastic anchor
2. Connect panel and installation using clip and wire
3. Adjust the length of steel wire. Connect the power supply

3. Surface mounted

1. Fix the bracket of panel light on the ceiling
2. Install hanging fixtures on the panel light
3. Install the LED Panel light on the bracket
4. Connect the power cord and then it can be used

4. Surface mounted

1. Fix the frame on the ceiling with screw
2. Pull down the side frame
3. Push the panel into the frame, connect the driver
4. Install the side frame
5. Turn on the power switch, finish the installation

Packaging Information

	SIZE(CM)	N.W/pc (KGS)	G.W.(KGS)	Q'TY(PCs)
Carton	35.5*33*42	1.1	7.3	5

	CTNS	Q'TY(PCs)	VOLUME(CBM)
20" standard container	560	2800	28
40" standard container	1120	5600	56

