



# Technical Application Guide for UP-SHINE LED Downlight

UP-DL22-8-35W

# Introduction



Up-shine COB downlight is unique designed with reflector and COB high power LED chip. AL6063 Aluminum profile provides excellent thermal dissipation. Short heatsink designed for any ceiling installations. Isolated driver solution both in dimmable and non-dimmable version achieves great dimming compatibility with worldwide brand dimmers.

- Up to 70% energy saving compared to standard CFL
- Long lifetime of 40,000 hours
- Triac dim, 0-10V dim, DALI dim
- 60°wide beam angle
- 200-210mm cutout
- CCT: 3000K 4000K  
5000K 5700K
- No UV/IR light
- Environment friendly, without Mercury or any other hazardous substances

## Application notes

- IP20/IP44 for indoor use only
- Professional electrician for installation only
- Switch off before installation
- Do not touch when in use
- Keep away from hot steam and corrosive gas

## Application Areas

It is designed for general lighting applications in office, supermarket, shop, school, hotel, etc. It is also widely used for public areas, such as stairway, lobby, reception, corridors etc.

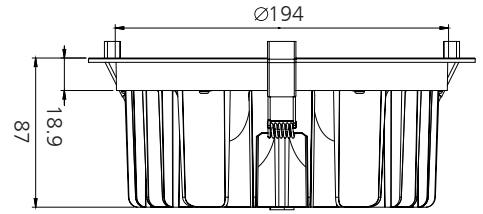
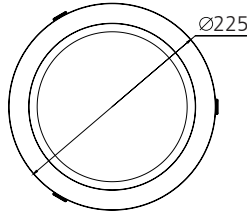
## Certificate



**RoHS**



# Product Information



## Technical Specifications

Model	Voltage	Power	Power Factor	Lumen (±5%)	Beam angle	CCT	Lifespan	CRI	Dimmable	Dimension
UP-DL22-8-35W	AC100-240V	35W	≥0.9	2500	60°	3000K	40000h	≥80	No	Ø225*87mm cutout 200-210mm
UP-DL22-8-35W	AC100-240V	35W	≥0.9	2620	60°	4000K	40000h	≥80	No	Ø225*87mm cutout 200-210mm
UP-DL22-8-35W	AC100-240V	35W	≥0.9	2670	60°	5000K	40000h	≥80	No	Ø225*87mm cutout 200-210mm
UP-DL22-8-35W	AC100-240V	35W	≥0.9	2750	60°	5700K	40000h	≥80	No	Ø225*87mm cutout 200-210mm
UP-DL22-8-35WD	AC230V	35W	≥0.9	2460	60°	3000K	40000h	≥80	Yes	Ø225*87mm cutout 200-210mm
UP-DL22-8-35WD	AC230V	35W	≥0.9	2560	60°	4000K	40000h	≥80	Yes	Ø225*87mm cutout 200-210mm
UP-DL22-8-35WD	AC230V	35W	≥0.9	2660	60°	5000K	40000h	≥80	Yes	Ø225*87mm cutout 200-210mm
UP-DL22-8-35WD	AC230V	35W	≥0.9	2720	60°	5700K	40000h	≥80	Yes	Ø225*87mm cutout 200-210mm

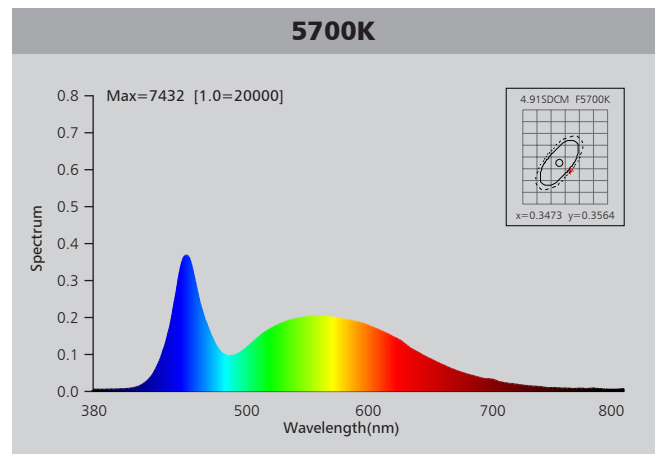
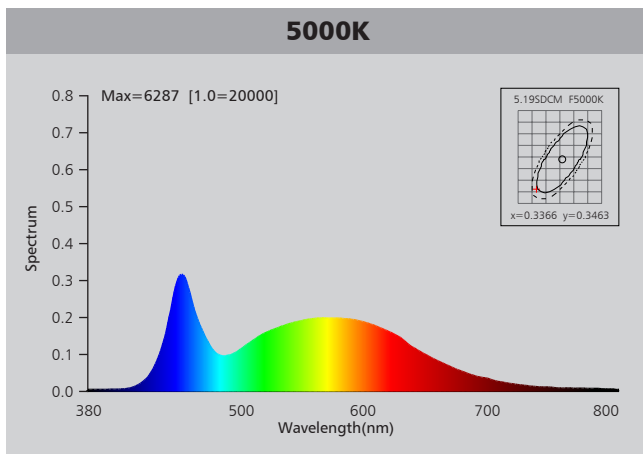
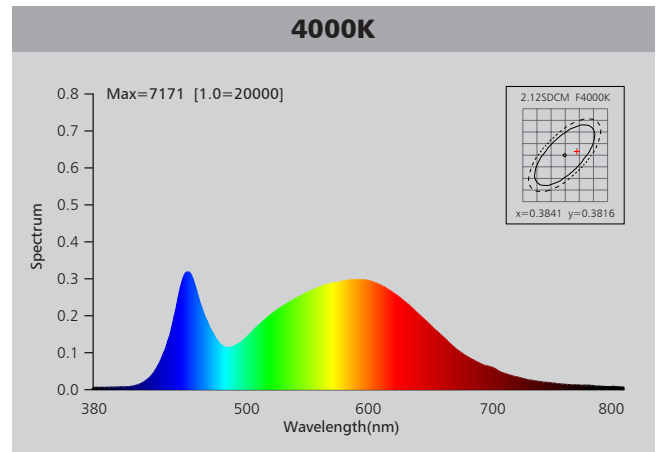
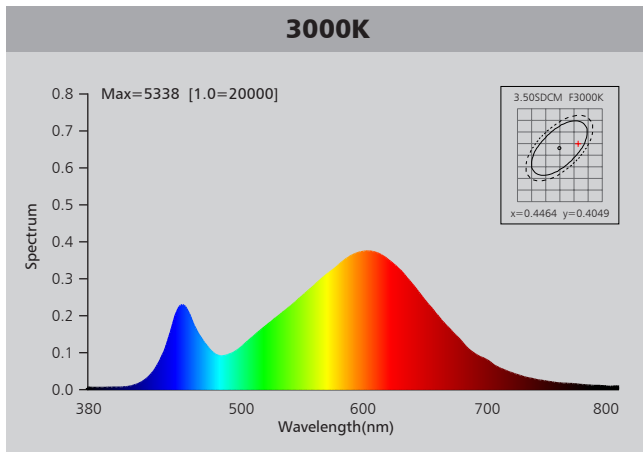
## Driver data Sheet

Driver data	DIM	Non dim
Input rated Voltage	AC230V	AC100-240V
Frequency	50Hz	50/60Hz
Input Voltage	AC200-240V	AC85-265V
Efficiency	≥85%	≥87%
Total load Wattage	35W±5%	35W±5%
Power Factor	≥0.9	≥0.9
Rated input current	≤0.17A	≤0.39A
Full load output Voltage	DC29-33V	DC29-33V
Rated output current	1000mA	1000mA
Output current range	1000mA±5%	1000mA±5%
Power tolerance	±5%	±5%
Current output tolerance	±5%	±5%
Dimming range	8%-100%	——
Dimmer	Triac dimmers	——
Short circuit protection	PASS	PASS
Over voltage protection	PASS	PASS
Over temperature protection	PASS	PASS
Withstand voltage	AC3750V	AC3750V

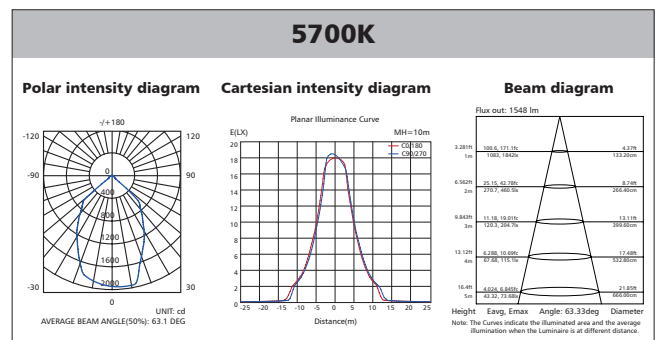
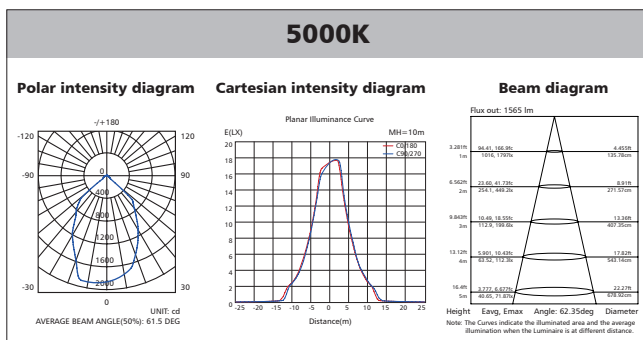
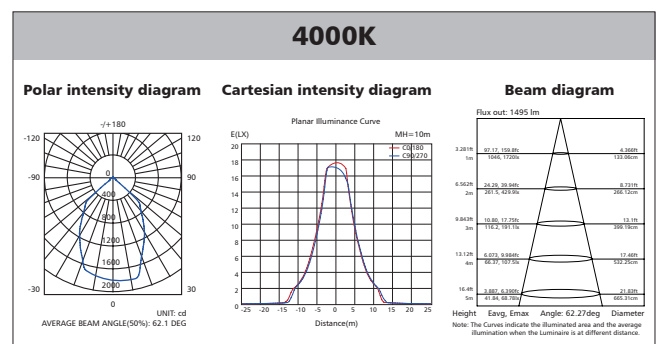
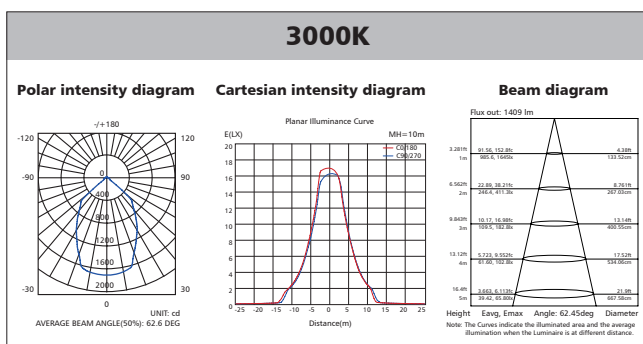
## Fixture Compatibility

Rated Wattage	Electrical Classification	Ingress Protection	Operating Temp	Operating Humidity	Storage Temp
35W	II	IP20/IP44	-20°C~45°C	0~90%	-20°C~65°C

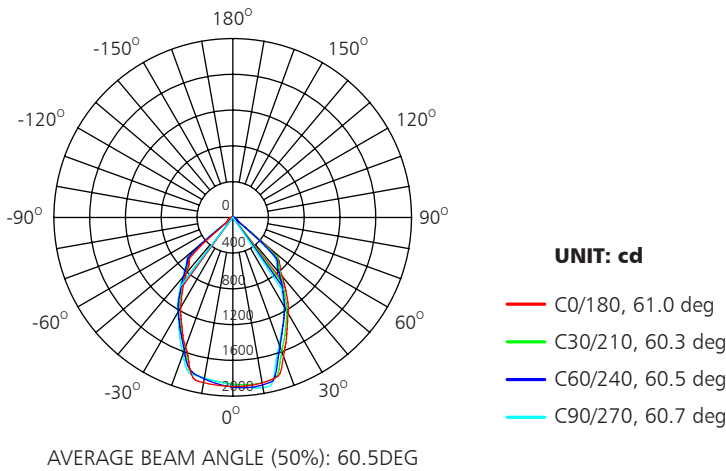
# Spectral Distribution



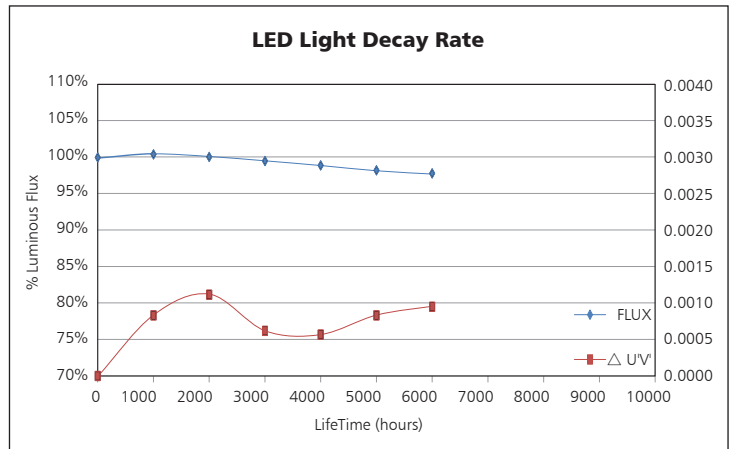
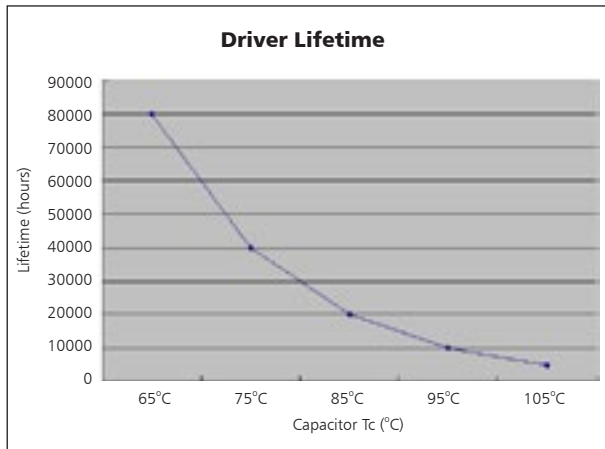
# Photometric Diagram



# Polar Diagram Comparison

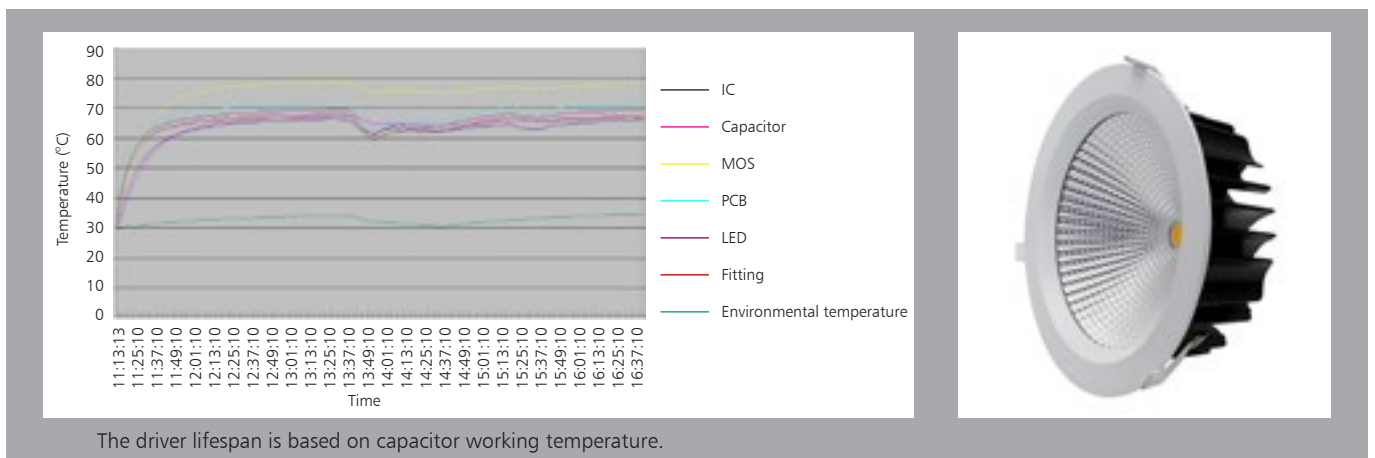


# Driver lifetime & LED light decay rate



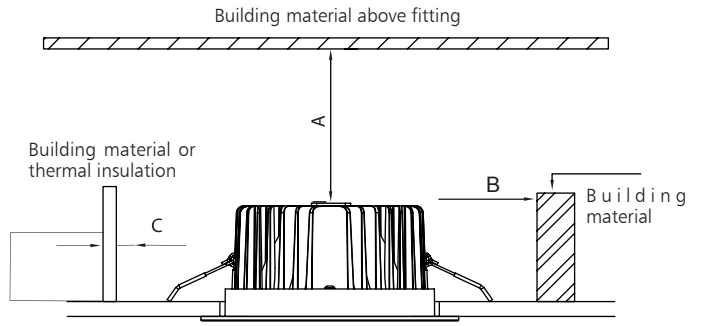
# Temperature

- The testing is operated at 25°C
- The lifetime of capacitor, minimum of 5,000 hours if operated at 105°C, will be doubled whenever the temperature drops 10°C
- The highest withstand temperature of IC, MOS could be 120°C
- The highest withstand temperature of LED junction temperature is 150°C



# Installation

Install requirements	
A-gap above the fitting	25mm
B-gap to the building material	25mm
C-gap to the thermal insulation	25mm



<p><b>Ceiling Opening Ø200-210mm</b></p> <p style="text-align: right;">1</p>	<p><b>Connect Power supply</b></p> <p style="text-align: right;">2</p>
<p><b>A. Hold back spring clips</b></p> <p><b>B. Push downlight into position</b></p> <p style="text-align: right;">3</p>	<p><b>Finish</b></p> <p style="text-align: right;">4</p>

# Packaging Information

	SIZE(CM)	N.W/pc (KGS)	G.W.(KGS)	Q'TY(PCS)
Carton	53*51*45	1.6	23	12

	CTNS	Q'TY(PCS)	VOLUME(CBM)
20" standard container	228	2736	28
40" standard container	456	5472	56

