



Technical Application Guide for UP-SHINE LED Downlight

UP-DL22-3-10W

Introduction



Up-shine COB downlight is unique designed with reflector and COB high power LED chip. AL6063 Aluminum profile provides excellent thermal dissipation. Short heatsink designed for any ceiling installations. Isolated driver solution both in dimmable and non-dimmable version achieves great dimming compatibility with worldwide brand dimmers.

- Up to 70% energy saving compared to standard CFL
- Long lifetime of 40,000 hours
- Triac dim, 0-10V dim, DALI dim
- 60°wide beam angle
- 90-100mm cutout
- CCT: 3000K 4000K
5000K 5700K
- No UV/IR light
- Environment friendly, without Mercury or any other hazardous substances

Application notes

- IP20/IP44 for indoor use only
- Professional electrician for installation only
- Switch off before installation
- Do not touch when in use
- Keep away from hot steam and corrosive gas

Application Areas

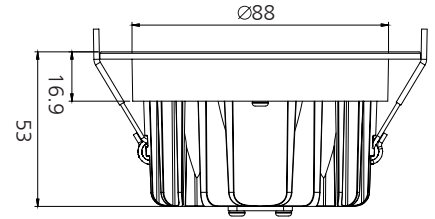
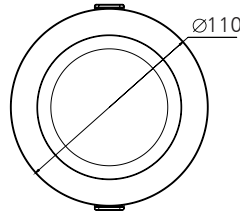
It is designed for general lighting applications in office, supermarket, shop, school, hotel, etc. It is also widely used for public areas, such as stairway, lobby, reception, corridors etc.

Certificate

CE RoHS



Product Information



Technical Specifications

Model	Voltage	Power	Power Factor	Lumen (±5%)	Beam angle	CCT	Lifespan	CRI	Dimmable	Dimension
UP-DL22-3-10W	AC100-240V	10W	≥0.9	660	60°	3000K	40000h	≥80	No	Ø110*53mm cutout 90-100mm
UP-DL22-3-10W	AC100-240V	10W	≥0.9	680	60°	4000K	40000h	≥80	No	Ø110*53mm cutout 90-100mm
UP-DL22-3-10W	AC100-240V	10W	≥0.9	750	60°	5000K	40000h	≥80	No	Ø110*53mm cutout 90-100mm
UP-DL22-3-10W	AC100-240V	10W	≥0.9	780	60°	5700K	40000h	≥80	No	Ø110*53mm cutout 90-100mm
UP-DL22-3-10WD	AC230V	10W	≥0.9	650	60°	3000K	40000h	≥80	Yes	Ø110*53mm cutout 90-100mm
UP-DL22-3-10WD	AC230V	10W	≥0.9	670	60°	4000K	40000h	≥80	Yes	Ø110*53mm cutout 90-100mm
UP-DL22-3-10WD	AC230V	10W	≥0.9	700	60°	5000K	40000h	≥80	Yes	Ø110*53mm cutout 90-100mm
UP-DL22-3-10WD	AC230V	10W	≥0.9	730	60°	5700K	40000h	≥80	Yes	Ø110*53mm cutout 90-100mm

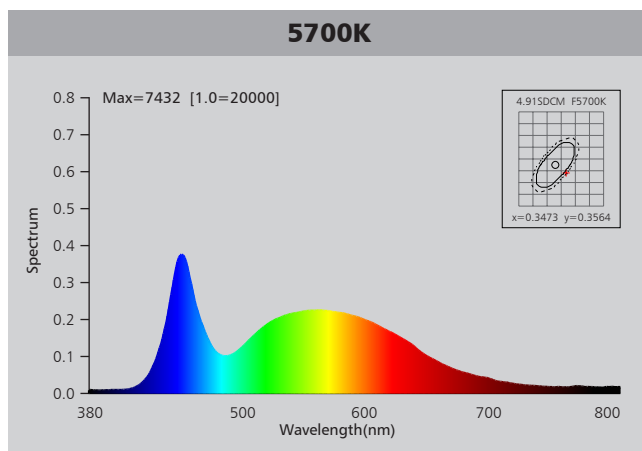
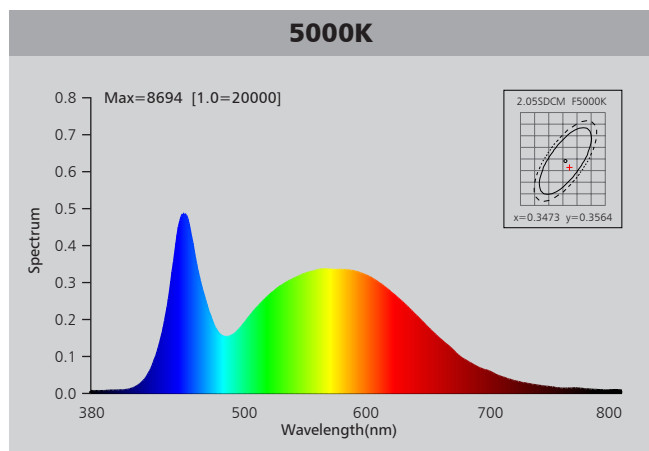
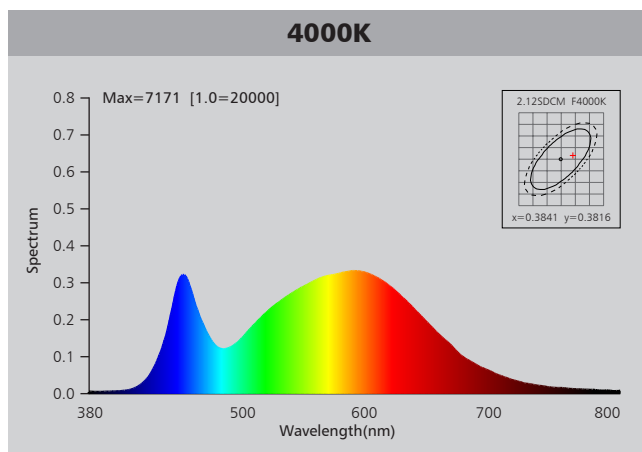
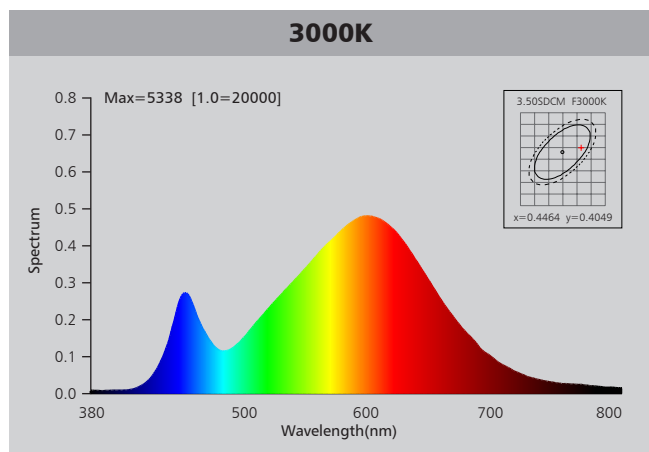
Driver data Sheet

Driver data	DIM	Non dim
Input rated Voltage	AC230V	AC100-240V
Frequency	50Hz	50/60Hz
Input Voltage	AC200-240V	AC85-265V
Efficiency	≥78%	≥86%
Total load Wattage	10W±1W	10W±1W
Power Factor	≥0.9	≥0.9
Rated input current	≤0.06A	≤0.12A
Full load output Voltage	DC35-38V	DC35-38V
Rated output current	215mA	240mA
Output current range	215mA±5%	240mA±5%
Power tolerance	±5%	±5%
Current output tolerance	±5%	±5%
Dimming range	8%-100%	——
Dimmer	Triac dimmers	——
Short circuit protection	PASS	PASS
Over voltage protection	PASS	PASS
Over temperature protection	PASS	PASS
Withstand voltage	AC3750V	AC3750V

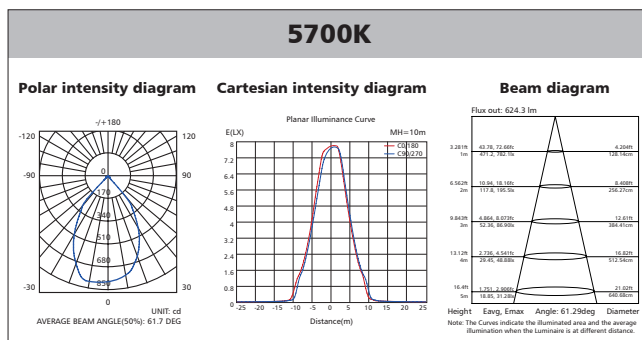
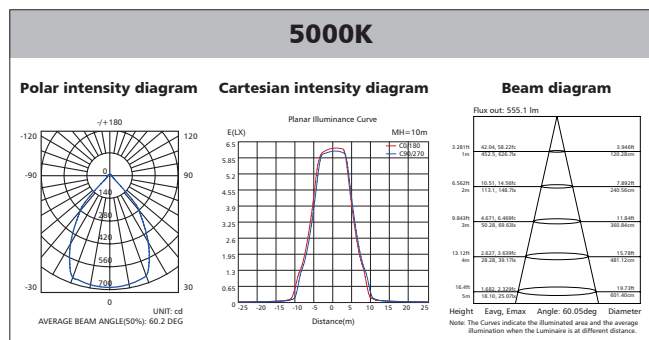
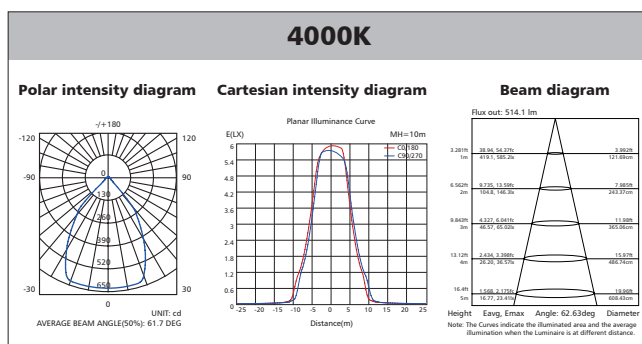
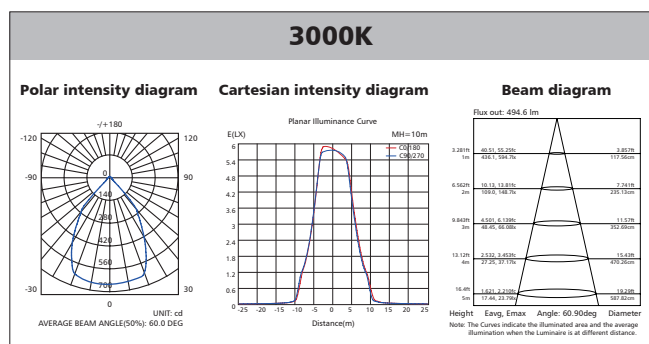
Fixture Compatibility

Rated Wattage	Electrical Classification	Ingress Protection	Operating Temp	Operating Humidity	Storage Temp
10W	II	IP20/IP44	-20°C~45°C	0~90%	-20°C~65°C

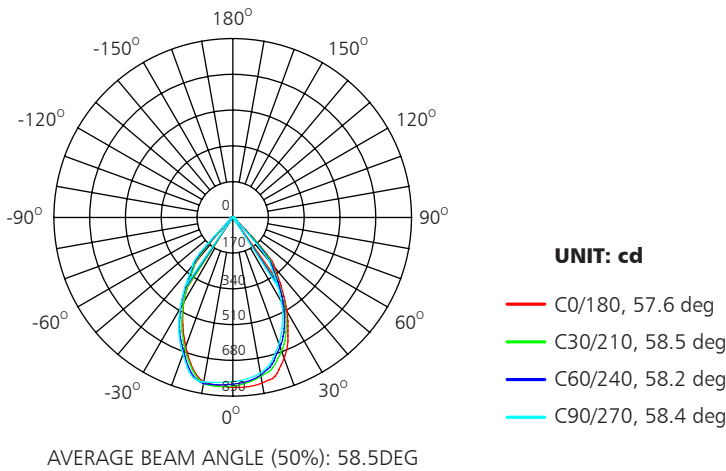
Spectral Distribution



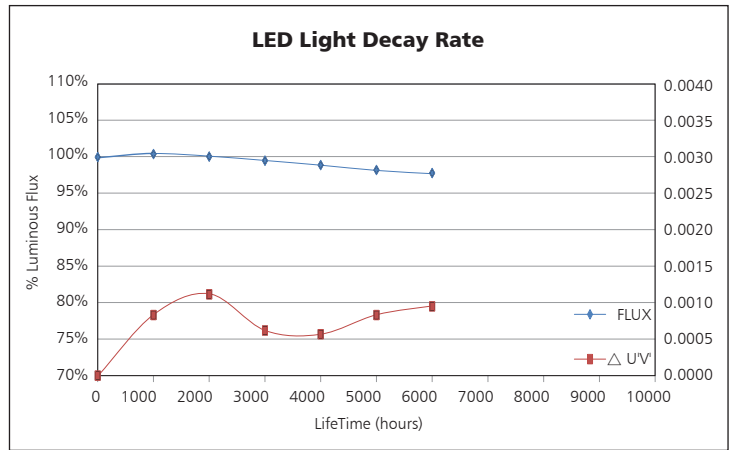
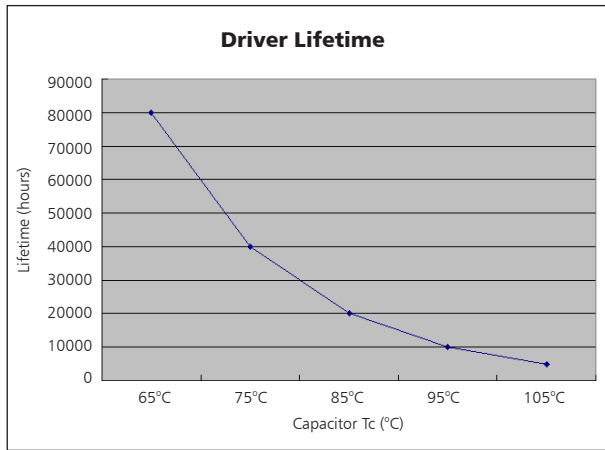
Photometric Diagram



Polar Diagram Comparison

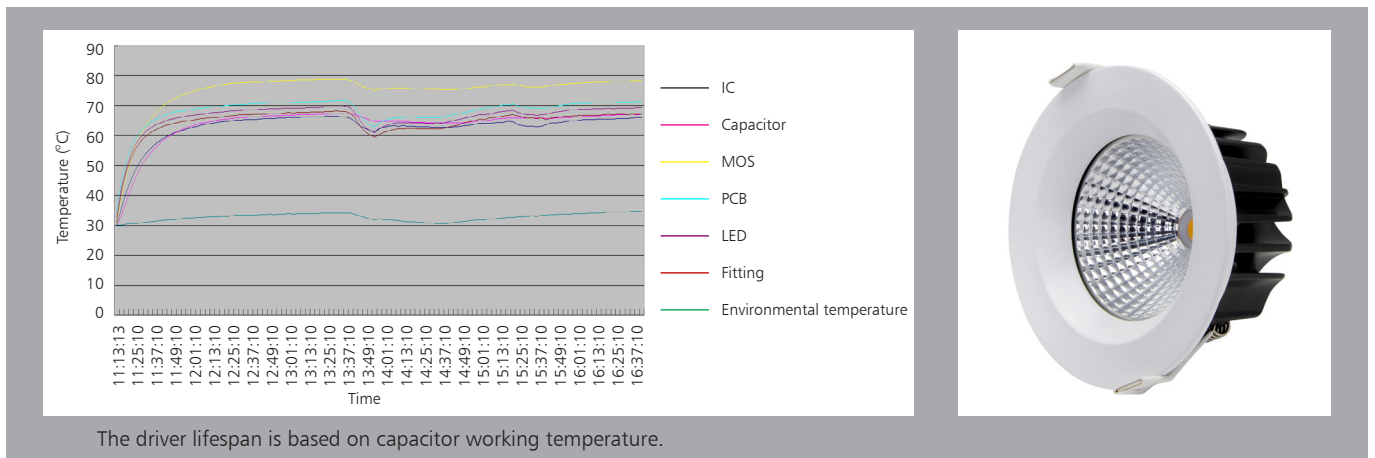


Driver lifetime & LED light decay rate



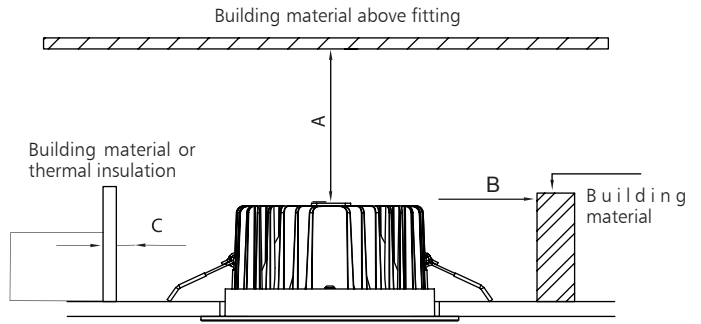
Temperature

- The testing is operated at 25°C
- The lifetime of capacitor, minimum of 5,000 hours if operated at 105°C, will be doubled whenever the temperature drops 10°C
- The highest withstand temperature of IC, MOS could be 120°C
- The highest withstand temperature of LED junction temperature is 150°C



Installation

Install requirements	
A-gap above the fitting	25mm
B-gap to the building material	25mm
C-gap to the thermal insulation	25mm



<p>Ceiling Opening Ø90-100mm</p> <p style="text-align: right;">1</p>	<p>Connect Power supply</p> <p style="text-align: right;">2</p>
<p>A. Hold back spring clips</p> <p>B. Push downlight into position</p> <p style="text-align: right;">3</p>	<p>Finish</p> <p style="text-align: right;">4</p>

Packaging Information

	SIZE(CM)	N.W/pc (KGS)	G.W.(KGS)	Q'TY(PCS)
Carton	39*28*57	0.6	17	30

	CTNS	Q'TY(PCS)	VOLUME(CBM)
20" standard container	440	13200	28
40" standard container	885	26550	56

