



Up-shine[®] Lighting



Technical Application
Guide for UP-SHINE
LED Batten
UP-AL17-21W

Introduction



Up-shine practical battens are newly developed for Oceania and Europe market. It is available in 21W 32W & 42W with size of 600mm 900mm and 1200mm. Featuring high grade polycarbonate diffuser and aluminum housing, it is suitable for commercial and industrial use, such as super market, garage, office building, workshop etc.

Economic LED Batten range offers cost effective reliability, the choice of body material and electronic components are all impacted by our desire to produce the highest quality products worldwide at a value for money price.

- Up to 70% energy saving compared to standard CFL
- Long lifetime of 40,000 hours
- 110° wide beam angle
- CCT: 3000K 4000K
5000K 5700K
- No UV/IR light
- Environment friendly, without Mercury or any other hazardous substances

Application notes

- IP20 for indoor use only
- Professional electrician for installation only
- Switch off before installation
- Do not touch when in use
- Keep away from hot steam and corrosive gas


Application Areas

All commercial, industrial and domestic applications.

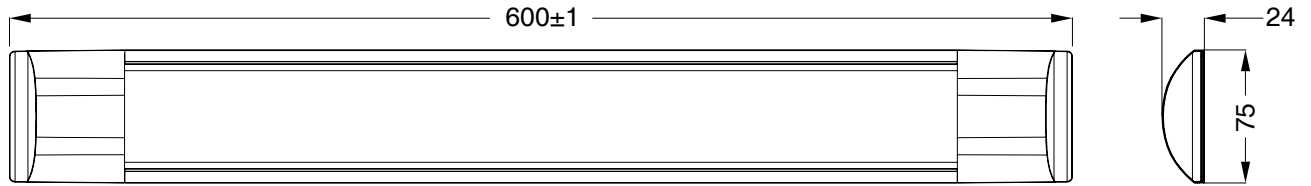
Certificate



RoHS



Product Information



Technical Specifications

Model	Voltage	Power	Power Factor	Lumen (±5%)	Beam angle	CCT	Lifespan	CRI	Dimmable	Dimension
UP-AL17-21W	AC100-240V	21W	≥0.9	1850	110°	3000K	40000h	≥80	No	600*75*24mm
UP-AL17-21W	AC100-240V	21W	≥0.9	1870	110°	4000K	40000h	≥80	No	600*75*24mm
UP-AL17-21W	AC100-240V	21W	≥0.9	1950	110°	5000K	40000h	≥80	No	600*75*24mm
UP-AL17-21W	AC100-240V	21W	≥0.9	1890	110°	5700K	40000h	≥80	No	600*75*24mm

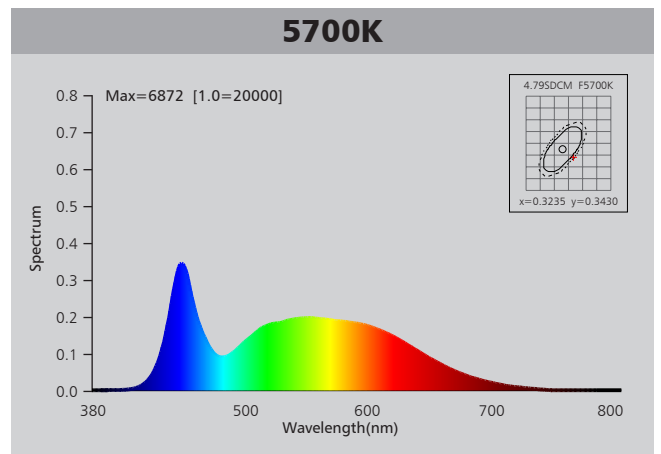
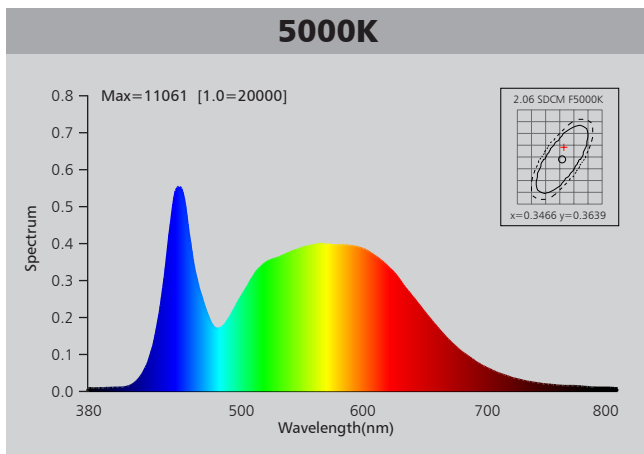
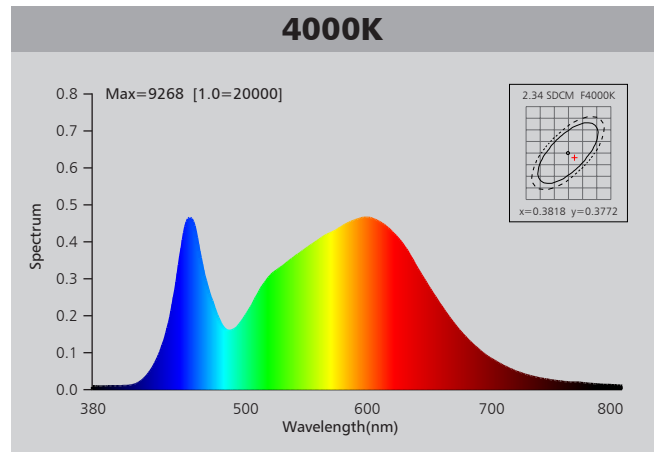
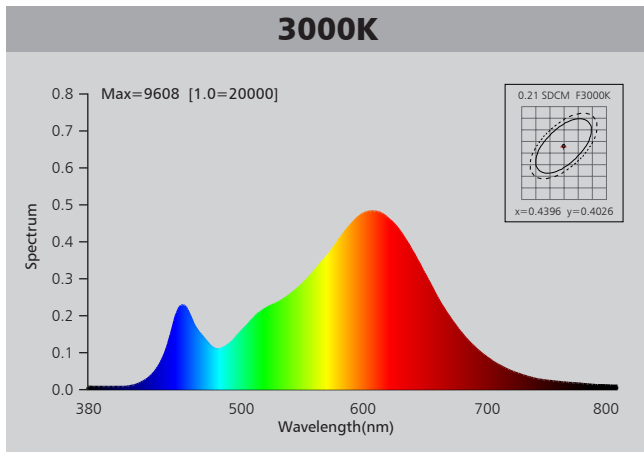
Driver data Sheet

Driver data	Non-dim
Input rated Voltage	AC100-240V
Frequency	50/60Hz
Input Voltage	AC85-265V
Efficiency	≥90%
Total load Wattage	21W±5%
Power Factor	≥0.9
Rated input current	≤0.24A
Full load output Voltage	DC60-72V
Rated output current	260mA
Output current range	260mA±5%
Power tolerance	±5%
Current output tolerance	±5%
Short circuit protection	PASS
Over voltage protection	PASS
Over temperature protection	PASS
Withstand voltage	AC1500V

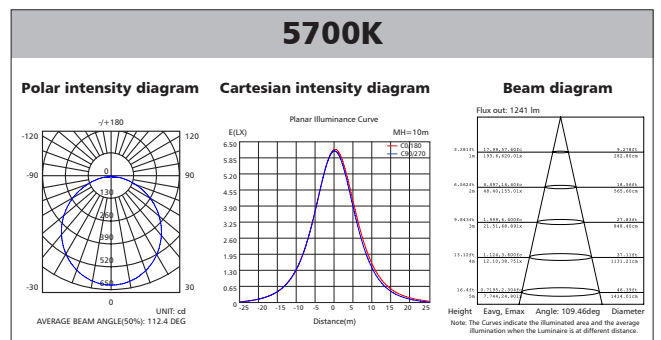
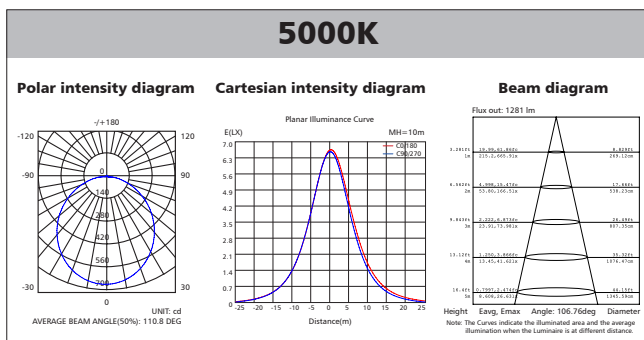
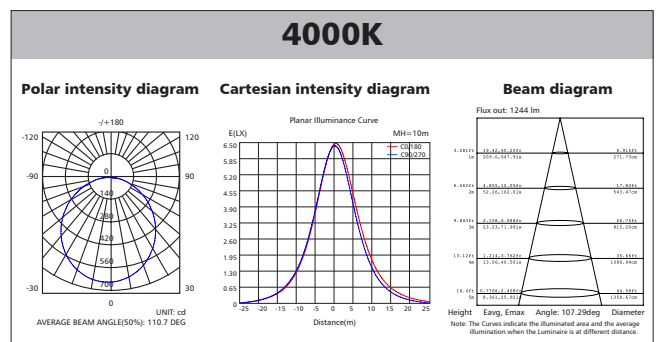
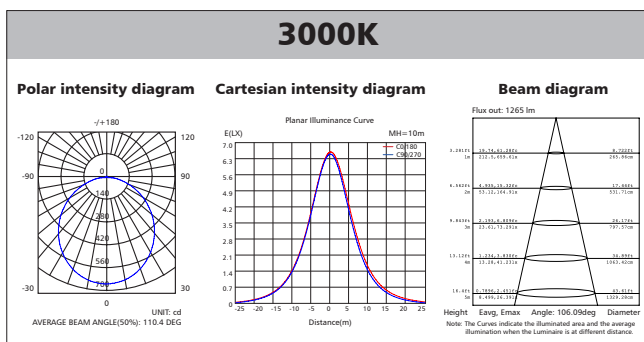
Fixture Compatibility

Rated Wattage	Electrical Classification	Ingress Protection	Operating Temp	Operating Humidity	Storage Temp
21W	I	IP20	-20°C~45°C	0~90%	-20°C~65°C

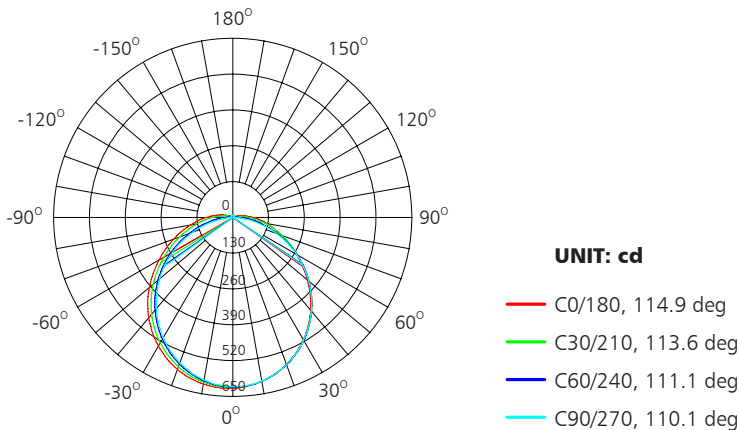
Spectral Distribution



Photometric Diagram

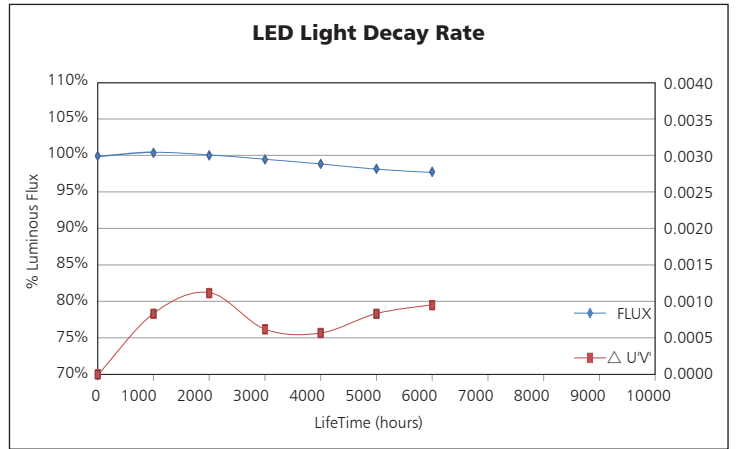
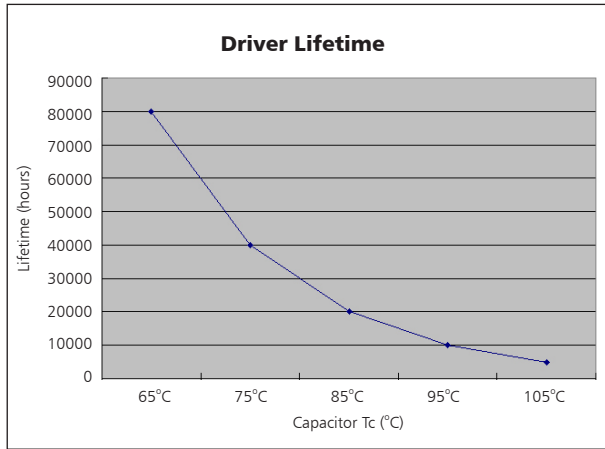


Polar Diagram Comparison



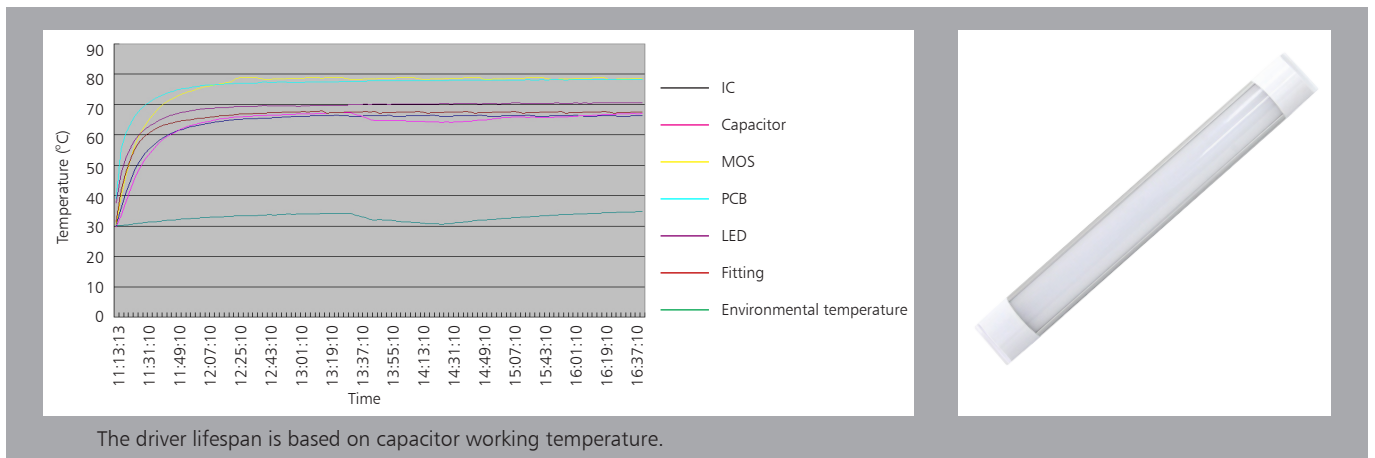
AVERAGE BEAM ANGLE (50%): 112.4DEG

Driver lifetime & LED light decay rate



Temperature

- The testing is operated at 25°C
- The lifetime of capacitor, minimum of 5,000 hours if operated at 105°C, will be doubled whenever the temperature drops 10°C
- The highest withstand temperature of IC, MOS could be 120°C
- The highest withstand temperature of LED junction temperature is 150°C



Installation

Step 1. Knock-in the plastic anchor into ceiling

Step 2. Fastening the clips on the ceiling

Step 3. Connect the power supply and hang the fixture back to the clips

Step 4. Restore power supply, switch on and test for correct operation

Legend for Step 3:

- L = SWITCHED
- ⊕ = EARTH
- N = NEUTRAL

Packaging Information

	SIZE(CM)	N.W/pc (KGS)	G.W.(KGS)	Q'TY(PCs)
Carton	65*46*22.5	0.35	12.5	25

	CTNS	Q'TY(PCs)	VOLUME(CBM)
20" standard container	410	10250	28
40" standard container	820	20500	56

